



MEMORANDUM

To: The Chairperson and Members

From: Eric Enderlin *E.E.*
President

Date: March 31, 2025

Subject: Ratification of NYCHDC's 2024 Annual Investment Report

The New York City Housing Development Corporation is submitting its Annual Investment Report for the Corporation and its subsidiaries pursuant to Section 2925 of the Public Authorities Law of New York State. The Report presents the Corporation's investment record for fiscal year 2024. As required by statute, the report includes:

1. The investment record of the Corporation, which is discussed in this letter,
2. The Investment Guidelines as approved by the Audit Committee Members on January 28, 2025
3. The results of the annual independent audit.

The 2024 Annual Investment Report was presented and approved by the Audit Committee on January 28, 2025. At this time the Members are asked to ratify Audit Committee's approval of the report. Upon ratification by the Members, the Report will be submitted to the Mayor and to both the City and State Comptrollers, as required by the Public Authorities Law.



Honorable Eric Adams
Mayor
The City of New York
City Hall
New York, New York 10007

Dear Mayor Adams:

The New York City Housing Development Corporation (the “Corporation” or “HDC”) is submitting its Annual Investment Report (the “Report”) for the Corporation and its subsidiaries pursuant to Section 2925 of the Public Authorities Law (“PAL”) of New York State. The Report presents the Corporation’s investment record for fiscal year 2024. As required by statute, the report includes:

1. The investment record of the Corporation, which is discussed in this letter
2. The Investment Guidelines as approved by the Audit Committee Members on January 28, 2025
3. The results of the annual independent audit

This report also includes descriptive charts on HDC’s investments and investing environment, and a Counterparty Credit Risk Exposure Summary.

The Corporation

The Corporation was established in 1971 under the provisions of the Private Housing Finance Law of the State of New York (“HDC Act”). It was created primarily to offer low-interest mortgage loans and thereby encourage the investment of private capital in providing safe and sanitary housing for those whose need for housing cannot be provided by unassisted private enterprise.

To accomplish its objectives, the Corporation finances new construction and rehabilitation of multi-family residential housing developments through the issuance of tax-exempt and taxable debt. The Corporation is not authorized to levy taxes and has never received operating assistance from New York City (“City”) or New York State (“State”). HDC is authorized to provide construction and/or permanent financing with mortgage loans generally secured by first or second liens on the real estate financed. These loans may also be guaranteed or secured in a variety of ways such as with bank letters of credit, Fannie Mae or Freddie Mac guarantees and mortgage insurance provided by governmental agencies or private insurers.

To assist HDC in fulfilling its mandate, the State Legislature established four subsidiaries of HDC, two of which are currently active and have assets. The Housing Assistance Corporation (“HAC”),

New York City
**Housing Development
Corporation**

120 Broadway, 2nd Floor
New York, NY 10271

tel 212. 227. 5550
fax 212. 227. 6865

info@nychdc.com
nychdc.com

established in 1985, and the New York City Residential Mortgage Insurance Corporation (“REMIC”), established in 1993 are currently active. The Housing New York Corporation (“HNYC”) was founded in 1986 and the NYC HDC Real Estate Owned Corporation (“REO”) was established in 2004 under 654-a of the Act. Both of these subsidiaries are currently inactive.

Investment Guidelines

As an integral part of the internal controls established by the Corporation to safeguard its assets, management has set forth Investment Guidelines (the “Guidelines”) which are annually reviewed and approved by the Members of the Corporation. The Corporation’s investment options are set by the PAL and the HDC Act, and the Guidelines establish permitted investments within this statutory framework. The current Guidelines were approved by the Audit Committee Members on January 28, 2025. A copy of which is attached for your review as **Attachment 1**.

The Guidelines require the Corporation and its subsidiaries to seek to diversify their investment holdings and to establish an Investment Committee. The primary goal of the Committee is to safeguard the Corporation’s assets and maximize investment yield without undue risk. The Committee generally meets bi-weekly and authorizes purchases and sales of investments in accordance with the HDC Act, the various bond resolutions which govern the programs administered by the Corporation, and contractual obligations with other governmental agencies.

In addition to the Guidelines, HDC’s Cash Management Department operates according to written policies and procedures that govern the receipt and disbursement of funds. These policies and procedures work together with the Guidelines to provide a framework for safeguarding the Corporation’s investment assets.

Description of Monies Available for Investment

HDC invests funds from a variety of sources. Each time the Corporation issues bonds, the proceeds are invested until needed for mortgage advances, as well as the bond revenue and debt service reserve funds. The Corporation invests in permitted investments including demand deposits, certificates of deposit, repurchase agreements (all fully collateralized by letters of credit from the FHLB, U.S. Treasury or Agency securities), Guaranteed Investment Contracts (“GICs”), NYS/NYC municipal bonds, and direct purchases of U.S. Treasury and Agency obligations.

Most collections are pledged to the payment of bond principal and interest. These mortgage receipts are thus invested to the next debt service date. The applicable bond resolutions of the Corporation’s housing programs, and the Investment Guidelines determine the types of securities that may be purchased with these monies.

HDC maintains substantial reserve funds as required by each program. Many HDC programs require the ability to liquidate securities at the original reserve amount at any time, regardless of market conditions. HDC enters into GICs for these restricted reserves, deposits funds in

collateralized demand deposit accounts, or purchases U.S. Treasury or Agency obligations with maturity dates that target a one to six-year average life to provide this liquidity feature.

The Corporation also administers several types of escrow funds that are accumulated to pay certain expenses of the housing developments to protect the Corporation's mortgage liens. They include escrows for hazard insurance, real estate taxes, mortgage insurance premiums, water and sewer charges and working capital. These funds are generally outside the lien of the bond resolutions and are either held by the applicable trustee or a depository. They are invested on a short-term basis to coincide with the dates when the applicable payments must be made and are invested in U.S. Treasury or Agency obligations, collateralized demand deposit accounts, or repurchase agreements collateralized by U.S. Treasury or Agency securities.

A portion of the Corporation's mortgage portfolio is insured by the Federal Housing Administration ("FHA"), which requires developers to maintain a Reserve-for-Replacement Fund. These funds are invested in US Treasury bills and collateralized demand deposit accounts.

The Corporation is committed to assisting the City in implementing its affordable housing and community development strategy. Since 2003, unrestricted corporate funds in excess of \$3.999 billion have been allocated for this purpose and are being used to provide 1% or low-interest loans. HDC also serves as a fee-based loan servicer for various City Department of Housing Preservation and Development ("HPD") housing loan programs. As such, the Corporation invests HPD loan funds that have not yet been advanced to the borrowers as well as project reserves. These funds are invested in short term repurchase agreements, collateralized demand deposits, or U.S. Treasury and Agency securities.

The Corporation has established the Corporate Services Fund as its operating fund. The cash and investments held in this fund are principally allocated to funding affordable housing programs and providing dedicated reserves to support the Corporation's "AA" rating. The HDC Act and the Guidelines determine the types of securities which may be purchased by this fund.

The Corporation administers the investments of its two active subsidiaries, HAC and REMIC. In July 2003 HAC approved the funding of a rental subsidy program for eligible tenants of the Ruppert /Yorkville ("RY Subsidy Program") development, which was leaving the Mitchell-Lama program. The RY Subsidy Program had been funded by loans from HDC to HAC, by HAC revenues, and by a pre-payment from two of the HAC mortgages. In October 2017, in order to continue to fund the RY Subsidy Program and repay HDC, the HAC Members authorized the sale of its remaining five loans with an aggregate outstanding balance of approximately \$32 million to HDC. HDC securitized these loans raising \$23.8 million for HAC. The loan sale proceeds were used to repay HDC its outstanding \$9.05 million loan to HAC. The remaining sale proceeds, together with earnings on the proceeds, were used to provide funds for the RY Subsidy Program. In July 2024, the proceeds that were used to fund the RY Subsidy program were depleted. HDC's Board Members approved monthly fund transfers from the Corporation to HAC for an amount not to exceed \$3,400,000 in total to cover the shortfall of payments required through December 2025. As of October 31, 2024, \$463,000 has been transferred from the Corporation to HAC. As of October 31, 2024, there are no funds invested for the benefit of HAC since the Corporation is funding the RY Subsidy monthly on an as needed basis. HDC staff will work with the City of New

York to determine other potential resources to support the RY Subsidy Program in the intervening period.

REMIC insures mortgages and underwrites to a zero-loss standard. Therefore, liquidity is not a major concern and REMIC funds are invested in securities expected to be held to maturity. The portfolio as of October 31, 2024, consisted of fully collateralized demand deposits, repurchase agreements, municipal bonds, and US Treasury and Agency securities. Some earnings may be invested short term for a few months to accumulate or to aggregate with expected investment rollovers.

See Note 3 “Investment and Deposits” of the FY 2024 financial statements for further details.

Investment Results

Realized earnings on investments totaled \$160.97 million in fiscal year 2024, an increase of \$51.78 million from fiscal year 2023, due mainly to steady reinvestment rates and a greater amount of investment proceeds. The current yield curve environment and changing market conditions are factors to consider in the Corporation’s ongoing investment strategy.

Because of the Corporation’s commitments, the majority of investments must be held for the short term, which provides sufficient liquidity for the Corporation. **Chart A** summarizes HDC’s investment earnings since 2020. **Charts B and C** in this report illustrate the level of short-term investment rates which had slightly declined during 2024. In response to the current interest rate environment, the Corporation continued to invest primarily in collateralized demand deposits, certificates of deposit, guaranteed investment contracts, and direct purchases of U.S. Treasury and Agency obligations to optimize yield. **Charts D and E** provide a breakdown of the pools of funds invested and the type of investments.

As required by GASB No. 31 the Corporation has recorded a fair value adjustment in its investment portfolio. The Corporation recorded a net appreciation of \$147.65 million for fiscal year 2024. As part of the Corporation’s investment policies, it looks to invest its bond and corporate related reserves in securities with the intent to hold the investment to maturity. As a result, any unrealized appreciation or depreciation is only reported as an accounting gain or loss at this time.

HDC funds under management increased approximately 33.12% from fiscal year-end 2023 to fiscal year-end 2024, from \$4.1 billion to \$5.5 billion. The Corporation had an 18.03% increase in net position over the last year due to an improved fair value adjustment in its investment portfolio as described above.

While consolidated investment income was \$160.97 million, it is important to note that interest income accrues to the benefit of the bond issue or corporate fund from which it is derived. Earnings on bond proceeds are applied to pay interest expense on the related bonds. In fiscal year 2024, \$104.01 million or 64.61% of the consolidated investment income was attributable to bond programs, and therefore was not available to the Corporation. An additional \$4.090 million was earned by and retained within REMIC and HAC. The remaining \$52.87 million of earnings is pledged to ongoing affordable housing programs of the Corporation.

Fees and Charges Paid

HDC manages its funds internally through the Cash Management Division. HDC has not incurred nor paid any fees, commissions or other charges for investment services.

Internal Controls

Principal guidance of the Corporation's investments is provided by the Investment Guidelines and Investment Committee, as described above, and daily activities are carried out in accordance with written policies and procedures. In addition, there are multiple forms of oversight and review of the Corporation's investment practices:

- HDC's Credit Risk Unit reviews the Corporation's investment portfolio on a regular basis and includes investments in its monthly Corporate Counterparty Risk Report. This report is presented to HDC's executive staff monthly and to the Audit Committee of the HDC Board at each meeting. A summary chart is included in this report as **Attachment 2**.
- An Investment Report is also presented at each Audit Committee meeting. This report details investments by type and pool and provides details on any significant developments.
- HDC's Internal Audit unit conducts a periodic audit of the Cash Management Division, including a review of its compliance with written policies and procedures. Findings are reported to the Audit Committee.
- HDC's external auditors, Ernst & Young LLP, conduct an annual examination of the Corporation's financial statements. The firm's annual audit included a review of the Corporation's investment practices, confirmation of outstanding investments, and determination of the market value of securities held by HDC. The Ernst & Young Report on Compliance with Investment Guidelines and Report on 2024 Financial Statements are both attached.



Eric Enderlin
President

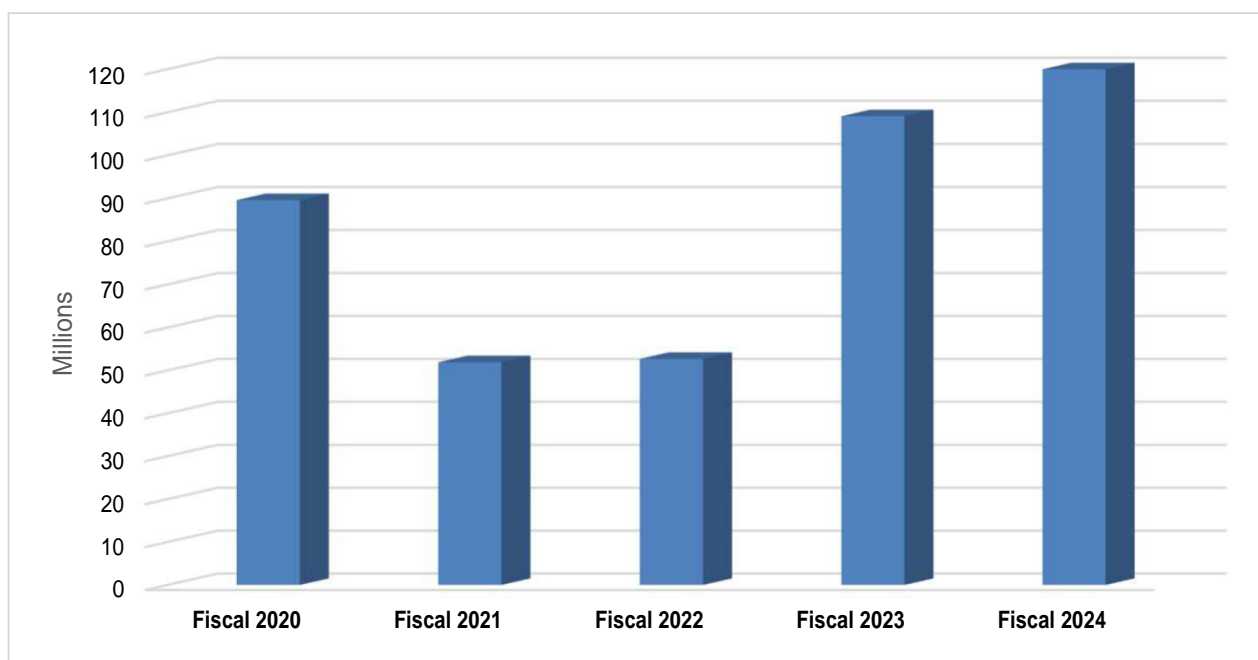
cc: Honorable Brad Lander
Honorable Thomas P. DiNapoli

New York City Housing Development Corporation And Subsidiaries

Summary of Investment Earnings

Fiscal Years 2020-2024

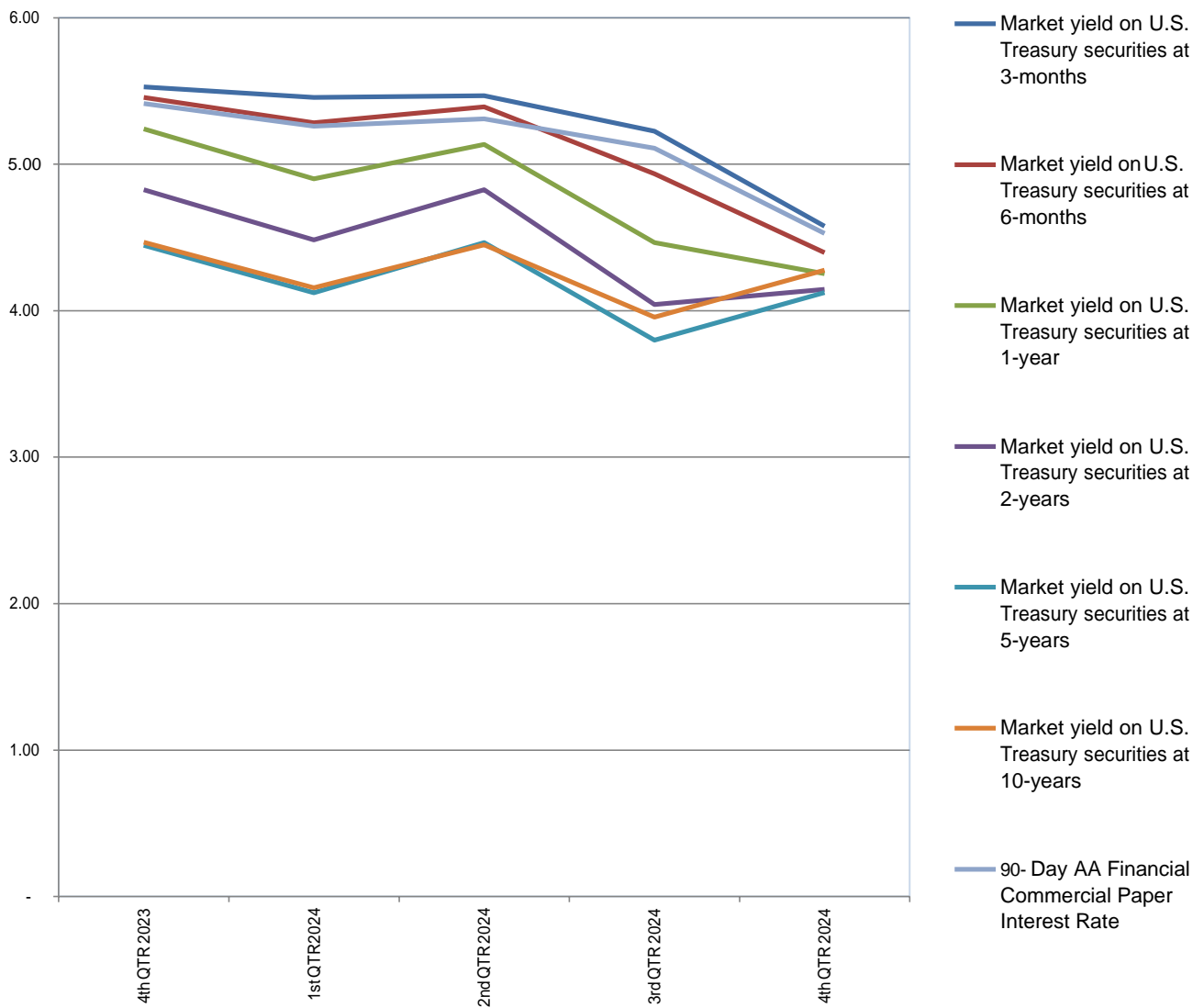
Fiscal Year	Amount in Millions
2020	89.6
2021	51.9
2022	52.7
2023	109.1
2024	160.9



Note: Investment earnings do not include any Fair Market Value adjustment.

Simple Average Interest Rates for Fourth Quarter 2023 through Fourth Quarter 2024

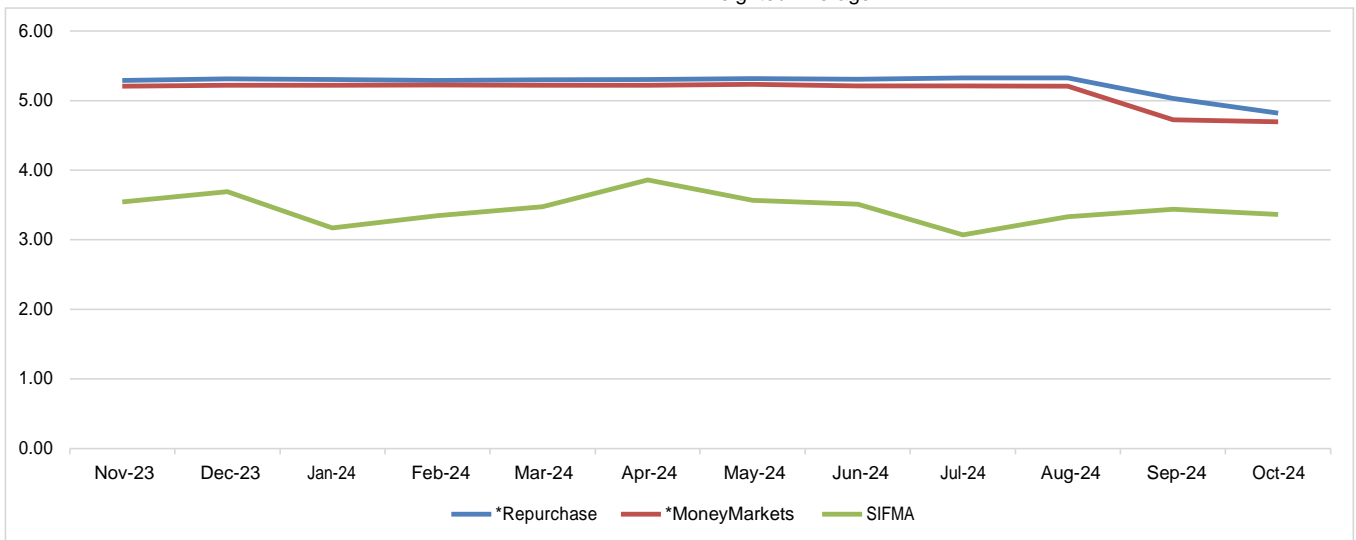
Descriptions:	4th QTR 2023	1st QTR 2024	2nd QTR 2024	3rd QTR 2024	4th QTR 2024
Market yield on U.S. Treasury securities at 3-months	5.53	5.45	5.47	5.23	4.58
Market yield on U.S. Treasury securities at 6-months	5.46	5.28	5.39	4.93	4.40
Market yield on U.S. Treasury securities at 1-year	5.24	4.90	5.14	4.46	4.25
Market yield on U.S. Treasury securities at 2-years	4.83	4.48	4.83	4.04	4.15
Market yield on U.S. Treasury securities at 5-years	4.45	4.12	4.46	3.80	4.12
Market yield on U.S. Treasury securities at 10-years	4.47	4.16	4.45	3.95	4.28
90-Day AA Financial Commercial Paper Interest Rate	5.41	5.26	5.31	5.11	4.53



N YCHDC Average Interest Rates from Fiscal First Quarter 2023 through Fiscal Fourth Quarter 2024

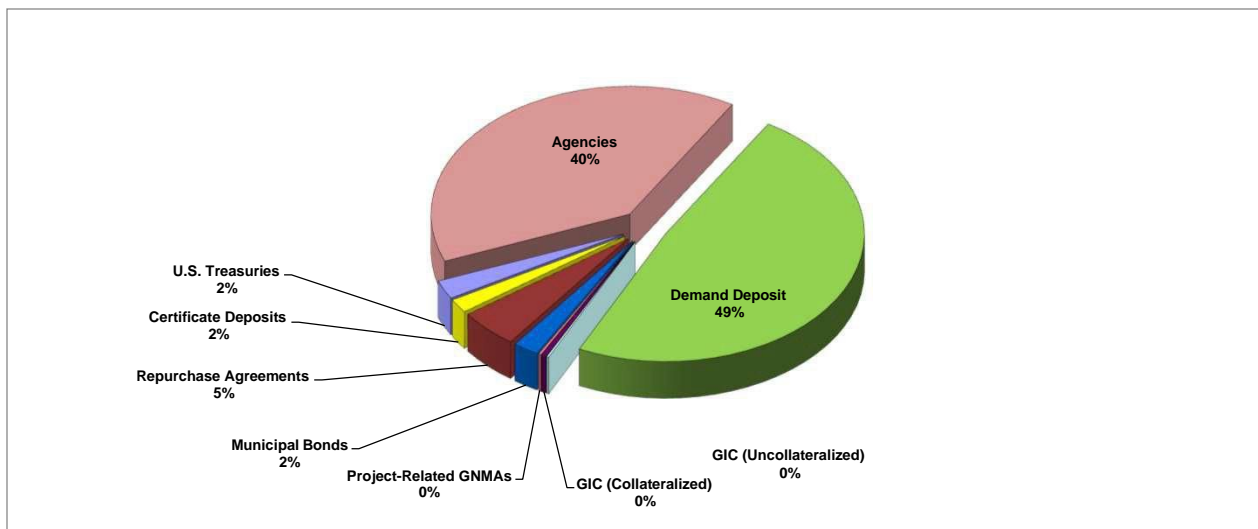
Month/Year	*Repurchase	*Money Markets	SIFMA
Nov-23	5.29	5.21	3.54
Dec-23	5.31	5.22	3.69
Jan-24	5.30	5.22	3.17
Feb-24	5.29	5.23	3.35
Mar-24	5.30	5.22	3.47
Apr-24	5.30	5.22	3.86
May-24	5.32	5.23	3.56
Jun-24	5.31	5.21	3.51
Jul-24	5.32	5.21	3.07
Aug-24	5.32	5.21	3.33
Sep-24	5.03	4.72	3.43
Oct-24	4.82	4.69	3.36

* Weighted Average



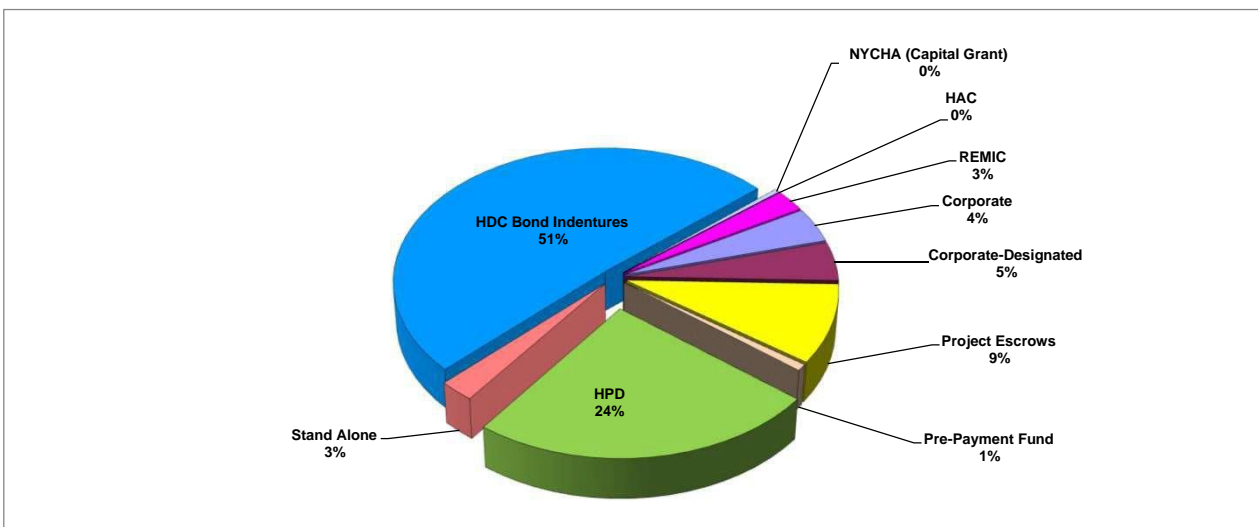
NYCHDC Outstanding Investments at Par by Type as of 10/31/2024

U.S. Treasuries	164,472,000.00	2.35%
Agencies	2,772,226,949.20	39.62%
Demand Deposit	3,394,646,631.08	48.51%
GIC (Uncollateralized)	13,102,451.03	0.19%
GIC (Collateralized)	29,048,497.70	0.42%
Project-Related GNMMAs	16,048,896.78	0.23%
Municipal Bonds	146,460,000.00	2.09%
Repurchase Agreements	340,200,000.00	4.86%
Certificate Deposits	<u>121,500,000.00</u>	<u>1.74%</u>
	<u><u>6,997,705,425.79</u></u>	<u><u>100.00%</u></u>



NYCHDC Outstanding Investments at Par by Pool as of 10/31/2024

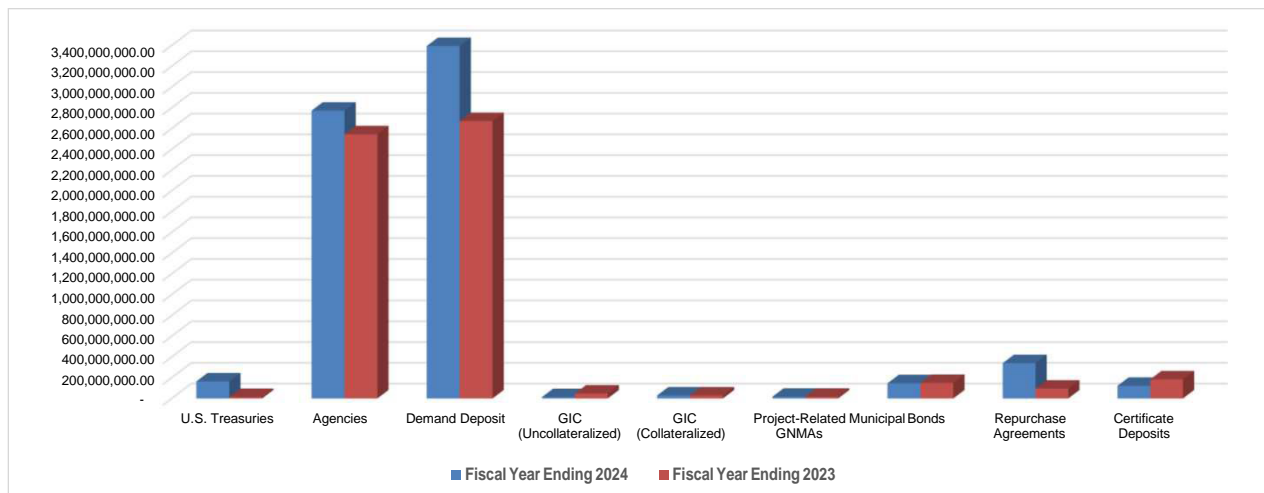
Corporate	290,243,290.04	4.15%
Corporate-Designated	324,940,430.87	4.64%
Project Escrows	663,456,714.82	9.48%
Pre-Payment Fund	52,557,623.48	0.75%
HPD	1,713,870,702.77	24.49%
Stand Alone	176,913,951.43	2.53%
HDC Bond Indentures	3,564,013,335.05	50.93%
NYCHA (Capital Grant)	30,694,897.70	0.44%
HAC	-	0.00%
REMIC	<u>181,014,479.63</u>	<u>2.59%</u>
	<u><u>6,997,705,425.79</u></u>	<u><u>100.00%</u></u>



Note: Figures are not inclusive of Fair Market Value.

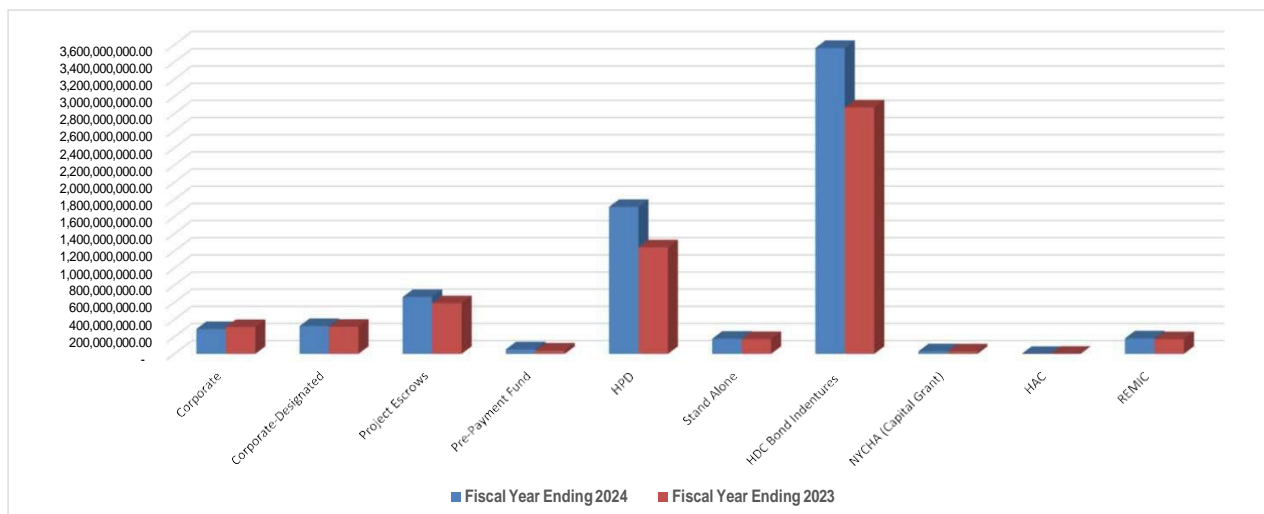
NYCHDC Outstanding Investments at Par by Type as of Year End 2024 with Comparison to Fiscal Year End 2023

	Fiscal Year Ending 2024	Fiscal Year Ending 2023
U.S. Treasuries	164,472,000.00	13,645,000.00
Agencies	2,772,226,949.20	2,544,081,489.74
Demand Deposit	3,394,646,631.08	2,671,959,077.71
GIC (Uncollateralized)	13,102,451.03	47,399,860.02
GIC (Collateralized)	29,048,497.70	29,048,497.70
Project-Related GNMMAs	16,048,896.78	16,549,948.33
Municipal Bonds	146,460,000.00	149,790,000.00
Repurchase Agreements	340,200,000.00	94,987,000.00
Certificate Deposits	<u>121,500,000.00</u>	<u>184,000,000.00</u>
	<u>6,997,705,425.79</u>	<u>5,751,460,873.50</u>



NYCHDC Outstanding Investments at Par by Pool as of Year End 2024 with Comparison to Fiscal Year End 2023

	Fiscal Year Ending 2024	Fiscal Year Ending 2023
Corporate	290,243,290.04	313,790,385.79
Corporate-Designated	324,940,430.87	315,887,753.89
Project Escrows	663,456,714.82	591,571,369.84
Pre-Payment Fund	52,557,623.48	39,311,204.88
HPD	1,713,870,702.77	1,242,097,610.81
Stand Alone	176,913,951.43	173,580,120.77
HDC Bond Indentures	3,564,013,335.05	2,871,738,040.60
NYCHA (Capital Grant)	30,694,897.70	29,856,797.70
HAC	-	1,721,354.13
REMIC	<u>181,014,479.63</u>	<u>171,906,235.09</u>
	<u>6,997,705,425.79</u>	<u>5,751,460,873.50</u>



Note: Figures are not inclusive of Fair Market Value.

NEW YORK CITY HOUSING DEVELOPMENT CORPORATION INVESTMENT GUIDELINES

Originally Adopted August 14, 1984

Approved: January 28, 2025

Ratified:

I. Purpose

These “Investment Guidelines” (also referred to as the “Guidelines”) are adopted pursuant to Section 2925 of the Public Authorities Law and, after adoption by the Members, shall be annually reviewed and approved by the Corporation. These Investment Guidelines shall be effective with respect to all investments entered into by the Corporation after the date of their adoption.

II. Investment Committee

Investments of the Corporation shall be made and monitored by the Corporation’s Investment Committee (the “Committee”) under the chairmanship of the Executive Vice President for Capital Markets and Investments. In the absence of the Executive Vice President for Capital Markets and Investments, the Executive Vice President and Chief Financial Officer shall chair the Committee. The Committee’s members shall also include the EVP & Chief Financial Officer, the SVP and Controller, the Managing Director for Cash Management and the Assistant Vice President(s) for Cash Management or Senior Cash Management Administrator. No person shall serve on the Committee who has not completed college level or higher courses in finance or two or more years of professional experience in investment activities. The Managing Director of Cash Management shall be responsible for daily supervision of investment activities.

The Committee shall meet on a regular basis to determine funds available for investment and the appropriate Investment Instruments (as hereinafter defined) for those funds based on market conditions, length of time the funds are available for investment purposes, investment restrictions imposed by related bond or note resolutions, and the diversification of the Corporation’s investment portfolio. Any funds derived from the issuance of bonds will be invested pursuant to the related bond resolution, as approved by the Members. In addition, the Committee shall determine the Corporation’s periodic need for funds, based on anticipated construction advances, dates of debt service payments on the Corporation’s obligations, and other financial requirements.

III. Approved Investment Instruments

1. Any bonds, debentures, notes, participation certificates or other similar obligations under consideration for investment will be rated in one of the two highest rating categories of a nationally recognized rating service. Subject to the provisions of any bond or note resolution, the Committee may use only the following Investment Instruments to invest the funds of the Corporation or funds held by the Corporation:

- A. direct obligations of or obligations guaranteed by the United States.
- B. bonds, debentures, notes, participation certificates or other similar obligations issued by any one or combination of any of the following:

Government National Mortgage Association, Federal Land Banks, Federal Home Loan Banks, Federal Intermediate Credit Banks, Federal Farm Credit System Banks Consolidated Obligations, Banks for Cooperatives, Tennessee Valley Authority, Washington Metropolitan Area Transportation Authority, United States Postal Service, Farmers' Home Administration and Export-Import Bank of the United States.
- C. bonds, debentures, notes, participation certificates or other similar obligations issued by any federal agency and backed by the full-faith and credit of the United States.
- D. any other obligations of the United States or any federal agencies which may be purchased by New York State Savings Banks.
- E. participation certificates of the Federal Home Loan Mortgage Corporation and mortgage-backed securities of the Federal National Mortgage Association rated in the highest rating category of a nationally recognized rating service.
- F. short-term corporate obligations, known as Commercial Paper, with a maturity of up to ninety days which are issued by corporations that are deemed by a nationally recognized rating service to be in the highest short-term rating category of such rating service.
Concentration limits: not to exceed 60% of portfolio, or \$50 million with any one issuer.
- G. deposits in interest-bearing time or demand deposits, certificates of deposit or other similar banking arrangements (i) secured by any of the obligations described in A through D above, or (ii) fully insured by the Federal Deposit Insurance Corporation, or (iii) made with banking institutions, or their parents which either (a) have unsecured debt rated in one of the two highest rating categories of

a nationally recognized rating service or (b) are deemed by a nationally recognized rating service to be an institution rated in one of the two highest rating categories of such rating service.

Concentration limits: not to exceed 60% of portfolio

- H. obligations of the City and State of New York.
- I. obligations of the New York City Municipal Water Finance Authority.
- J. obligations, the principal and interest of which, are guaranteed by the City or State of New York.
- K. obligations in which the Comptroller of the State of New York is authorized to invest in as specified in section ninety-eight of the State Finance Law.

2. Except for Investment Instruments in book-entry form, Investment Instruments above shall be physically delivered for retention by the Corporation or its agent. Any agent or custodian for the Corporation shall maintain such Investment Instruments in a segregated account and shall provide such confirmations of Investment Instruments and other information as may be required by the Corporation in order to supervise the Investment Instruments. In the case of book-entry Investment Instruments, the Corporation shall take such actions as may be necessary to obtain title or a perfected security interest in such Investment Instruments.

3. Repurchase Agreements

The Corporation may enter into repurchase agreements for the Investment Instruments described in Secs. III 1. A to D above, pursuant to the delivery requirements of Sec. III 2. The Investment Instruments shall be held by an agent of the Corporation, such agent shall not be an agent, with respect to the repurchase transaction, of the party with whom the Corporation has entered into the repurchase agreement and the agent shall not assert any claims against the Investment Instruments, based on claims it may have against said party.

Concentration limits: not to exceed 50% of portfolio.

A. Short Term Fixed Repurchase Agreements

All Short Term Fixed Repurchase Agreements (those repurchase agreements which do not exceed thirty-four days and require repurchase on a predetermined date) must be made with a financial institution meeting the qualifications of Sec. V.A. (iii) hereof. To the maximum extent possible, consistent with market practice, such Short Term Fixed Repurchase Agreements shall be pursuant to a written master agreement and, in the event no written agreement is feasible, shall be made, monitored and secured in a manner sufficient to protect the Corporation's

interests.

The terms of such Short Term Fixed Repurchase Agreement must permit the Corporation to sell Investment Instruments if the other party to such agreement shall fail to promptly repurchase the Investment Instrument on the day required by the repurchase agreement. To assure such repurchase, the agreement shall require that there be maintained on an ongoing basis in such account Investment Instruments having a market value at least equal to 101% of the moneys held under overnight repurchase agreements and 102% of the moneys held under longer term repurchase agreements, which will be marked to market daily by the Corporation. At the option of the Corporation, repurchase agreements with the same party may be combined for the purpose of valuating the Investment Instruments to market.

B. Long Term Repurchase Agreements

All funds invested for more than thirty-four days through flexible or fixed repurchase agreements ("Long Term Repurchase Agreements") shall be pursuant to written agreements incorporating the provisions required above except that the Investment Instruments held shall be marked to market according to the negotiated terms of each agreement but in no event less than monthly. In addition, any institution or its parent with whom the Corporation enters into a Long Term Repurchase Agreement and which (a) does not have unsecured debt rated in one of the three highest rating categories of a nationally recognized rating service or (b) is not deemed by a nationally recognized rating service to be an institution rated in one of the three highest rating categories of such rating service, shall be required to provide Investment Instruments with a market value at least equal to 103% of the moneys held under the repurchase agreement, which Investment Instruments will be marked to market at least weekly. Additional Investment Instruments must be provided when the market value falls below 103% of money held under these Long Term Repurchase Agreements.

IV. **Diversification**

The Committee, in making its investment decisions based on these guidelines, shall seek to diversify both its investment holdings and the parties with whom it deals in making investment decisions.

Subject to the provisions of these Guidelines, the limitations set on the total percentage of the portfolio invested with any one party may be lower than the maximums permitted under the Guidelines and will be based on the financial review indicated in section V. C (below), with a maximum determined by the Committee under

advisement from the Corporation's Credit Risk department.

The Corporation shall seek at least three bids, whenever feasible, in selecting offers for repurchase agreements, government securities or certificates of deposit. In awarding investment contracts, diversification of forms of Investment Instruments and trading partners shall be a major consideration.

V. Qualifications

- A. Pursuant to the limitations established in the Investment Guidelines, the Corporation shall enter into investment transactions only with the following entities:
- (i) Any member bank of the Federal Reserve System;
 - (ii) Any bank or trust company organized under the laws of any state or any national banking association;
 - (iii) any government bond dealer currently listed on the List of the Government Securities Dealers Reporting to the Market Reports Division of the Federal Reserve Bank of New York, or other substantial financial institution which itself or its parent either (a) has unsecured debt rated in one of the three highest rating categories of a nationally recognized rating service or (b) is deemed by a nationally recognized rating service to be an institution rated in one of the three highest rating categories of such rating service;
 - (iv) with regard to the purchasing and/or sale of government and municipal securities, other than repurchase agreements, any dealer that provides for simultaneous security transactions and payments.
- B. Any agent or custodian of Investment Instruments for the Corporation must be a bank or trust company organized under the laws of any state or a national banking association. Any custodian of Investment Instruments for the Corporation will be rated in an investment grade category of a nationally recognized ratingservice.
- C. The Credit Risk Department of the Corporation shall review the financial statements, level of capitalization, ratio of repurchase transactions to capitalization (for parties to repurchase agreements), its rating, and financial situation of any new bank, broker, securities dealer, investment advisor or agent and shall review such party's financial status periodically thereafter.

VI. Reporting

The Committee shall prepare a quarterly report for the Members on the investment activities of the Corporation and in addition shall prepare an annual report which shall include these Investment Guidelines, any amendments, an explanation of the guidelines and amendments, the results of the annual independent audit, the investment income record of the Corporation and a list of fees paid for investment services. This annual report, which may incorporate parts of the Corporation's annual report, shall be submitted to the Mayor, the Comptroller of the City of New York and the New York State Department of Audit and Control, and shall be available to the public upon reasonable request.

NEW YORK CITY HOUSING DEVELOPMENT CORPORATION
Investment Summary as of October 31, 2024
 (UNAUDITED)

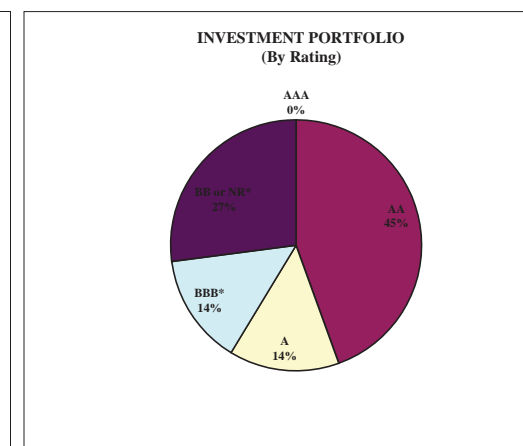
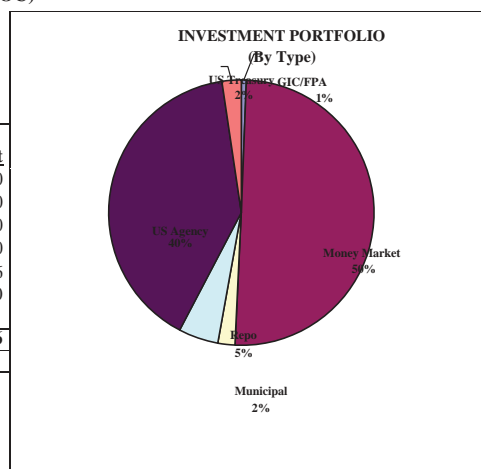
Investment Securities & Repo-By Rating:

Counterparty	Type	Amount	NRSRO Rating-October 31, 2024:				
			AAA	AA	A	BBB*	BB or NR*
Bank OZK (FHLB MULOC)*	MM	\$263,027,664			\$263,027,664		
Bayerische Landesbank	GIC	\$4,697,706		\$4,697,706			
Citibank NA	FPA	\$29,048,498			\$29,048,498		
Citizens Bank (FHLB MULOC)*	MM	\$108,525,990			\$108,525,990		
Customers Bank (FHLB MULOC)*	MM	\$399,339,437					\$399,339,437
Daiwa Securities (TSY/AGCY)*	REPO	\$122,450,000			\$122,450,000		
Dime Community Bank/Bridgehampton Natl Bank (FHLB MULOC)*	MM	\$498,963,170					\$498,963,170
Dormitory Authority of the State of NY	MUNI	\$31,440,000		\$31,440,000			
East West Bank (FHLB MULOC)*	MM	\$499,502,522				\$499,502,522	
Flushing Bank (FHLB MULOC)*	MM	\$173,434,435					\$173,434,435
Hanover Bank (FHLB MULOC)*	MM	\$129,508,757					\$129,508,757
NYC GO	MUNI	\$36,940,000		\$36,940,000			
NYC TFA	MUNI	\$49,950,000		\$49,950,000			
NY Community Bank/Flagstar Bank (FHLB MULOC)*	MM	\$493,977,390					\$493,977,390
NYS HFA	MUNI	\$7,880,000		\$7,880,000			
NYS Urban Development Corp	MUNI	\$20,000,000		\$20,000,000			
PNC Bank	MM	\$248,267,210			\$248,267,210		
Promontory (FDIC-insured)	MM	\$202,158,614					\$202,158,614
Societe Generale	GIC	\$787,783			\$787,783		
SONYMA	MUNI	\$250,000	\$250,000				
TD Bank	GIC	\$7,616,963			\$7,616,963		
US Agency	US Agency	\$2,801,680,846		\$2,801,680,846			
US Bank NA	REPO	\$217,750,000			\$217,750,000		
US Treasury	US Treasury	\$164,472,000		\$164,472,000			
Webster Bank (formerly Sterling National Bank) (FHLB MULOC)*	MM	\$499,441,441				\$499,441,441	
		\$7,011,110,426	\$250,000	\$3,117,060,552	\$997,474,108	\$998,943,963	\$1,897,381,803
<i>% of Total</i>		<i>100.00%</i>	<i>0.00%</i>	<i>44.46%</i>	<i>14.23%</i>	<i>14.25%</i>	<i>27.06%</i>

*Fully-collateralized by US Treasury/Agency securities and/or FHLB municipal letters-of-credit (MULOC)

Weighted Average Maturity (Years): 1.84

Investment Portfolio-By Type of Investment:		
	% Total	Amount
GIC/FPA	0.60%	\$42,150,950
Money Market	50.15%	\$3,516,146,630
Municipal	2.09%	\$146,460,000
Repo	4.85%	\$340,200,000
US Agency	39.96%	\$2,801,680,846
US Treasury	2.35%	\$164,472,000
Total	100.00%	\$7,011,110,426



SCHEDULE OF INVESTMENTS

New York City Housing Development Corporation
October 31, 2024
With Reports of Independent Auditors

Ernst & Young LLP



New York City Housing Development Corporation

Schedule of Investments

October 31, 2024

Contents

Report of Independent Auditors 1
Report of Independent Auditors on Internal Control Over Financial Reporting and on
Compliance and Other Matters Based on an Audit of the Schedule of Investments
Performed in Accordance with *Government Auditing Standards* 4
Schedule of Investments 6
Notes to Schedule of Investments..... 7

Report of Independent Auditors

Management and the Members
New York City Housing Development Corporation

Report on the Audit of the Schedule

Opinion

We have audited the Schedule of Investments of New York City Housing Development Corporation (the “Corporation”), a component unit of the City of New York, as of October 31, 2024 and the related notes (the “Schedule”).

In our opinion, the accompanying Schedule presents fairly, in all material respects, the investments of the Corporation at October 31, 2024, in accordance with accounting principles generally accepted in the United States of America.

Basis for Opinion

We conducted our audit in accordance with auditing standards generally accepted in the United States of America (GAAS) and the standards applicable to financial audits contained in *Government Auditing Standards*, issued by the Comptroller General of the United States (*Government Auditing Standards*). Our responsibilities under those standards are further described in the Auditor’s Responsibilities for the Audit of the Schedule section of our report. We are required to be independent of the Corporation, and to meet our other ethical responsibilities, in accordance with the relevant ethical requirements relating to our audit. We believe that the audit evidence we have obtained is sufficient and appropriate to provide a basis for our audit opinion.

Responsibilities of Management for the Schedule

Management is responsible for the preparation and fair presentation of the Schedule in accordance with accounting principles generally accepted in the United States of America, and for the design, implementation, and maintenance of internal control relevant to the preparation and fair presentation of the Schedule that is free of material misstatement, whether due to fraud or error.

Auditor’s Responsibilities for the Audit of the Schedule

Our objectives are to obtain reasonable assurance about whether the Schedule as a whole is free of material misstatement, whether due to fraud or error, and to issue an auditor’s report that includes our opinion. Reasonable assurance is a high level of assurance but is not absolute assurance and

therefore is not a guarantee that an audit conducted in accordance with GAAS and *Government Auditing Standards* will always detect a material misstatement when it exists. The risk of not detecting a material misstatement resulting from fraud is higher than for one resulting from error, as fraud may involve collusion, forgery, intentional omissions, misrepresentations, or the override of internal control. Misstatements are considered material if there is a substantial likelihood that, individually or in the aggregate, they would influence the judgment made by a reasonable user based on the Schedule.

In performing an audit in accordance with GAAS and *Government Auditing Standards*, we:

- Exercise professional judgment and maintain professional skepticism throughout the audit.
- Identify and assess the risks of material misstatement of the Schedule, whether due to fraud or error, and design and perform audit procedures responsive to those risks. Such procedures include examining, on a test basis, evidence regarding the amounts and disclosures in the Schedule.
- Obtain an understanding of internal control relevant to the audit in order to design audit procedures that are appropriate in the circumstances, but not for the purpose of expressing an opinion on the effectiveness of the Corporation's internal control. Accordingly, no such opinion is expressed.
- Evaluate the appropriateness of accounting policies used and the reasonableness of significant accounting estimates made by management, as well as evaluate the overall presentation of the Schedule.

We are required to communicate with those charged with governance regarding, among other matters, the planned scope and timing of the audit, significant audit findings, and certain internal control-related matters that we identified during the audit.

Report on Financial Statements as of October 31, 2024

We have audited, in accordance with GAAS and *Government Auditing Standards*, the financial statements of the Corporation as of and for the year ended October 31, 2024, and our report thereon, dated January 29, 2025, expressed an unmodified opinion on those financial statements.

Other Reporting Required by Government Auditing Standards

In accordance with *Government Auditing Standards*, we also have issued our report dated January 29, 2025, on our consideration of the Corporation's internal control over financial reporting and on our tests of its compliance with certain provisions of laws, regulations, contracts and grant agreements and other matters with respect to the Schedule. The purpose of that report is solely to describe the scope of our testing of internal control over financial reporting and



compliance and the results of that testing, and not to provide an opinion on the effectiveness of the Corporation's internal control over financial reporting or on compliance with respect to the Schedule. That report is an integral part of an audit performed in accordance with *Government Auditing Standards* in considering the Corporation's internal control over financial reporting and compliance with respect to the Schedule.



January 29, 2025

Report of Independent Auditors on Internal Control Over Financial Reporting and on Compliance and Other Matters Based on an Audit of the Schedule of Investments Performed in Accordance with *Government Auditing Standards*

Management and the Members
New York City Housing Development Corporation

We have audited, in accordance with auditing standards generally accepted in the United States of America and the standards applicable to financial audits contained in *Government Auditing Standards*, issued by the Comptroller General of the United States (“*Government Auditing Standards*”), the Schedule of Investments of New York City Housing Development Corporation (the “Corporation”), a component unit of the City of New York, as of October 31, 2024, and the related notes to the Schedule of Investments (collectively referred to as the “Schedule”), and have issued our report thereon dated January 29, 2025.

Report on Internal Control Over Financial Reporting

In planning and performing our audit of the Schedule, we considered the Corporation’s internal control over financial reporting (internal control) as a basis for designing audit procedures that are appropriate in the circumstances for the purpose of expressing our opinion on the Schedule, but not for the purpose of expressing an opinion on the effectiveness of the Corporation’s internal control with respect to the Schedule. Accordingly, we do not express an opinion on the effectiveness of the Corporation’s internal control with respect to the Schedule.

A deficiency in internal control exists when the design or operation of a control does not allow management or employees, in the normal course of performing their assigned functions, to prevent, or detect and correct misstatements on a timely basis. A *material weakness* is a deficiency, or combination of deficiencies, in internal control, such that there is a reasonable possibility that a material misstatement of the entity’s financial statements will not be prevented, or detected and corrected on a timely basis. A *significant deficiency* is a deficiency, or a combination of deficiencies, in internal control that is less severe than a material weakness, yet important enough to merit attention by those charged with governance.

Our consideration of internal control was for the limited purpose described in the first paragraph of this section and was not designed to identify all deficiencies in internal control that might be material weaknesses or significant deficiencies. Given these limitations, during our audit we did not identify any deficiencies in internal control that we consider to be material weaknesses. However, material weaknesses or significant deficiencies may exist that were not identified.

Report on Compliance and Other Matters

As part of obtaining reasonable assurance about whether the Corporation’s Schedule is free of material misstatement, we performed tests of its compliance with certain provisions of laws, regulations, contracts, grant agreements, investment policies established by the Corporation and the New York State Comptroller’s investment guideline requirements as presented in Section 201.3(c) of the *Accounting, Reporting and Supervision Requirements for Public Authorities*, noncompliance with which could have a direct and material effect on the Schedule. However, providing an opinion on compliance with those provisions was not an objective of our audit, and accordingly, we do not express such an opinion. The results of our tests disclosed no instances of noncompliance or other matters that are required to be reported under *Government Auditing Standards*.

Purpose of This Report

The purpose of this report is solely to describe the scope of our testing of internal control and compliance and the results of that testing, and not to provide an opinion on the effectiveness of the entity’s internal control or on compliance with respect to the Schedule. This report is an integral part of an audit performed in accordance with *Government Auditing Standards* in considering the entity’s internal control and compliance with respect to the Schedule. Accordingly, this communication is not suitable for any other purpose.



January 29, 2025

New York City Housing Development Corporation

Schedule of Investments
(In Thousands of Dollars)

October 31, 2024

Purpose investments	\$ 16,102
Restricted investments	2,320,154
Unrestricted investments	<u>46,185</u>
Total investments	<u>\$ 2,382,441</u>

The accompanying notes are an integral part of this schedule.

New York City Housing Development Corporation

Notes to Schedule of Investments

October 31, 2024

1. Background and Organization

The accompanying Schedule of Investments (the “Schedule”) includes the investments of the business-type activities and the aggregate remaining fund information of the New York City Housing Development Corporation (the “Corporation” or “HDC”) and its component units, the New York City Housing Assistance Corporation (“HAC”) and the New York City Residential Mortgage Insurance Corporation (“REMIC”).

The Corporation is a corporate governmental agency constituting a public benefit corporation organized and existing under the laws of the State of New York (the “State”). The Corporation is also a tax-exempt organization under Section 501(c)(3) of the Internal Revenue Code of 1986, as amended (the “Code”). The Corporation was established in 1971 under the provisions of Article XII of the Private Housing Finance Law (the “Act”) of the State and is to continue in existence for at least as long as bonds, notes or other obligations of the Corporation are outstanding.

The Corporation was created to encourage the investment of private capital through low-interest mortgage loans in order to increase the supply of safe and sanitary dwelling accommodations for families and persons whose need for housing accommodations cannot be provided by unassisted private enterprise. To accomplish its objectives, the Corporation is empowered to finance housing through new construction or rehabilitation and to provide permanent financing for multi-family residential housing. The Corporation finances significant amounts of its activities through the issuance of bonds, notes and debt obligations. The bonds, notes and debt obligations of the Corporation are not debts of either the State or The City of New York (the “City”).

Pursuant to Governmental Accounting Standards Board (“GASB”) Codification 2100, *Defining the Financial Reporting Entity*, the Corporation’s financial statements are included in the City’s financial statements as a component unit for financial reporting purposes.

HAC is a public benefit corporation established pursuant to Section 654-b of the Act as a subsidiary of the Corporation.

HAC is empowered to receive monies from any source, including, but not limited to, the Corporation, the City or the State, for the purpose of assisting rental developments to maintain rentals affordable to low and moderate-income persons for whom the ordinary operation of private enterprise cannot supply safe, sanitary and affordable housing accommodations. In order to accomplish this objective, HAC may transfer, lend, pledge or assign these monies to any rental development or assist the Corporation in financing such developments. As a subsidiary of HDC,

New York City Housing Development Corporation

Notes to Schedule of Investments (continued)

1. Background and Organization (continued)

HAC's functions are administered by the Corporation and its Board Members substantially overlap with HDC's Board Members, so it is reported as a blended component unit in HDC's financial statements.

REMIC a public benefit corporation established pursuant to Section 654-d of the Act as a subsidiary of HDC. REMIC is the successor entity to the New York City Rehabilitation Mortgage Insurance Corporation ("Old REMIC"), which was dissolved on January 27, 1993. REMIC has the authority to insure residential mortgage loans throughout the City in order to promote the preservation of neighborhoods which are blighted, are becoming blighted or may become blighted, to discourage divestment and encourage the investment of mortgage capital in such neighborhoods and to provide safe, sanitary and affordable housing accommodations to persons and families for whom the ordinary operations of private enterprise cannot supply such accommodations.

2. Summary of Significant Accounting Policies for Investments

Investments

Short-term bank deposits and investments with stated maturities of 90 days or less are reported as Cash and Cash Equivalents. All investments are reported at fair value, except for certificates of deposit and investment agreements. The Corporation's investment agreements, which can take the form of open time deposits or fixed repurchase agreements, are reported at an amount equal to principal and accrued interest.

Purpose Investments

As part of its financing activities, HDC has made two housing development loans that are secured by GNMA certificates rather than mortgages on the related properties. The GNMA certificates provide payments at such times and in such amounts as to fully repay the respective HDC loans and are the only source of repayment for these loans. The GNMA certificates are treated under U.S. Treasury regulations as acquired program obligations. The GNMA certificates are classified in the financial statements as purpose investments and identified separately from other investments and restricted investments in the financial statements. However, interest earned on the GNMA certificates is included in earnings on investments.

New York City Housing Development Corporation

Notes to Schedule of Investments (continued)

2. Summary of Significant Accounting Policies for Investments (continued)

It is the Corporation's policy to record GNMA certificates at amortized cost, which amounted to \$16,102,000 as of October 31, 2024. The fair value of these purpose investments amounted to \$15,256,000 as of October 31, 2024.

3. Investments

The Corporation is authorized to engage in investment activity pursuant to the Act and the Corporation's respective bond resolutions. Investment policies are set for the Corporation by the Members of the Corporation on an annual basis, through the annual adoption of written investment guidelines. Investments are reviewed on a periodic basis by the Corporation's Audit Committee. Day-to-day investment decisions are made by the Corporation's Investment Committee. The Corporation principally invests in securities of the United States and its agencies, open time deposits ("OTDs") in the form of investment agreements, demand accounts, repurchase agreements and certificates of deposits. In fiscal year 2024, HDC continued investing in taxable municipal bonds of the State and the City, consistent with the Corporation's enabling statute and investment guidelines. The Corporation did not enter into any reverse repurchase agreements during the year ended October 31, 2024. The Corporation is not aware of any violations of any provisions of the foregoing policies.

All securities, other than securities held by the respective trustees for the benefit of the bondholders, were held by the Corporation or its agents in the Corporation's name. Bond program investments are held by the trustee of the applicable program.

New York City Housing Development Corporation

Notes to Schedule of Investments (continued)

3. Investments (continued)

All investment transactions are recorded on the trade date. Investments, other than purpose investments, which are reported at fair value as of October 31, 2024, were as follows:

Investment Type	Investment Maturities as of October 31, 2024 (in Years)				
	2024	Less than 1	1-5	6-10	More than 10
	<i>(In Thousands)</i>				
Money Market and NOW					
Accounts	\$ 2,593,073	\$ 2,593,073	\$ –	\$ –	\$ –
FHLB Bonds	786,032	61,031	644,697	80,304	–
FFCB Bonds	618,083	–	604,894	13,189	–
FHLMC Bonds	586,263	14,904	530,584	40,775	–
Fixed Repurchase Agreements	273,540	273,540	–	–	–
U.S. Treasury (Bonds, Notes, Bills)	134,130	134,130	–	–	–
NYS/NYC Municipal Bonds *	124,933	26,454	98,479	–	–
FNMA Bonds	118,571	9,802	69,928	38,841	–
Total	5,234,625	3,112,934	1,948,582	173,109	–
Less amounts classified as cash equivalents	(3,000,776)	(3,000,776)	–	–	–
Total investments	\$ 2,233,849	\$ 112,158	\$ 1,948,582	\$ 173,109	\$ –

*Note: Municipal Bonds are at fixed rates.

Total investments recorded on the Schedule as of October 31, 2024 of \$2,382,441,000 is made up of the following: (a) investments recorded at fair value of \$2,233,849,000, (b) certificates of deposits in the amount of \$121,990,000, (c) OTDs in the amount of \$10,500,000 and (d) purpose investments of \$16,102,000.

HDC categorizes its fair value measurements within the fair value hierarchy established by generally accepted accounting principles. The hierarchy is based on the valuation inputs used to measure the fair value of the assets. Level 1 inputs are quoted prices in active markets for identical assets, Level 2 inputs are significant other observable inputs, and Level 3 inputs are significant unobservable inputs.

New York City Housing Development Corporation

Notes to Schedule of Investments (continued)

3. Investments (continued)

The Corporation has the following recurring fair value measurements as of October 31, 2024:

- NYC/NYS Municipal securities of \$124,933,000 are valued using quoted market prices (Level 1 inputs)
- U.S. Treasury securities of \$134,130,000 are valued based on models using observable inputs (Level 2 inputs)
- U.S. Agency securities of \$2,108,949,000 are valued based on models using observable inputs (Level 2 inputs)

Money Market and Now accounts of \$2,593,073,000 are valued at cost. In addition to the investments identified above, as of October 31, 2024, the Corporation held \$89,276,000 uninvested as cash in various trust and other accounts.

Interest Rate Risk

As a means of limiting its exposure to fair value losses arising from rising interest rates, the Corporation's investment guidelines charge the Investment Committee with "...determining appropriate investment instruments...based on...length of time funds are available for investment purposes..." among other factors. Thus, maturities are matched to the Corporation's liquidity needs. As part of the Corporation's investment policies, it looks to invest its bond and corporate related reserves in long-term securities that carry a higher yield, with the intent to hold the investments to maturity.

Credit Risk

The Corporation's investment guidelines and policies are designed to protect principal by limiting credit risk. This is accomplished by making decisions based on a review of ratings, collateral, and diversification requirements that vary according to the type of investment.

As of October 31, 2024, investments in Federal National Mortgage Association ("FNMA" or "Fannie Mae"), Federal Home Loan Mortgage Corporation ("FHLMC" or "Freddie Mac"), Federal Home Loan Bank ("FHLB") and Federal Farm Credit Bank ("FFCB") were rated by Standard & Poor's and/or Moody's Investors Service (Fannie Mae, Freddie Mac, FHLB and FFCB are collectively referred to as "Agency"). Standard & Poor's long-term and short-term were AA+

New York City Housing Development Corporation

Notes to Schedule of Investments (continued)

3. Investments (continued)

and A-1+, respectively. Moody's long-term and short-term ratings for these Agencies were Aaa and P-1, respectively. Some investments were not rated. Investments in Fannie Mae, Freddie Mac, FHLB and FFCB are implicitly guaranteed by the U.S. government. They carry ratings equivalent to the credit ratings for the U.S. government. Some investments in these Agencies were not rated by Fitch Ratings. Of the Agency investments that were rated by Fitch Ratings, they carried ratings of AA+ for long-term and F1+ for short-term. Money market accounts and certificates of deposits are either backed by collateral held by the provider or municipal letters-of-credit provided by the Federal Home Loan Bank.

A small portion of HDC's investment portfolio consists of NYS/NYC municipal bonds. The Standard & Poor's ratings for those investments ranged from AAA to AA-; Moody's ratings ranged from Aa1 to Aa2 and Fitch Ratings Service ratings ranged from AAA to AA. Some investments were not rated. Money market, open time deposits and repurchase agreements in the form of OTDs are not rated; however, these investments are substantially collateralized by U.S. Treasury and/or Agency securities or Federal Home Loan Bank municipal letters-of-credit.

Custodial Credit Risk

For investments, custodial credit risk is the risk that in the event of the failure of the counterparty, the Corporation will not be able to recover the value of its investments or collateral securities that are in the possession of the outside party. Investment securities are exposed to custodial credit risk if the securities are uninsured, are not registered in the name of the Corporation, and are held by either the counterparty or the counterparty's trust department or agent but not in the name of the Corporation. The Corporation manages custodial credit risk by limiting its investments to highly rated institutions and/or requiring high quality collateral be held by the counterparty in the name of the Corporation.

As of October 31, 2024, repurchase agreements in the amount of \$273,540,000, demand accounts in the amount of \$2,593,073,000 and certificates of deposits in the amount of \$121,990,000 were collateralized by high quality instruments. The collateral consisted of U.S. Treasury Notes, U.S. Treasury Bills, Agency investments, FHLB letters-of-credit and letters-of-credits held by the Corporation's agent in the name of the Corporation.

New York City Housing Development Corporation

Notes to Schedule of Investments (continued)

3. Investments (continued)

Concentration of Credit Risk

The Corporation follows its annually adopted investment guidelines in accordance with concentration limits and reviews its credit concentration monthly. The Corporation's Credit Risk unit monitors concentration risk amongst issuers and reports regularly to the Members of the Corporation's Audit Committee.

The following table shows issuers that represent 5% or more of the total investments as of October 31, 2024 (*in thousands*):

Issuer	Dollar Amount	Percentage
FHLB Bonds	\$ 786,032	14.65%
FFCB Bonds	618,083	11.52
FHLMC Bonds	586,263	10.92
East West Bank (*)	492,831	9.18
Customers Bank (*)	400,911	7.47
Webster Bank (*)	395,129	7.36

**Note: Covered by FHLB municipal letters of credit collateral held by the Corporation.*

EY | Building a better working world

EY exists to build a better working world, helping to create long-term value for clients, people and society and build trust in the capital markets.

Enabled by data and technology, diverse EY teams in over 150 countries provide trust through assurance and help clients grow, transform and operate.

Working across assurance, consulting, law, strategy, tax and transactions, EY teams ask better questions to find new answers for the complex issues facing our world today.

EY refers to the global organization, and may refer to one or more, of the member firms of Ernst & Young Global Limited, each of which is a separate legal entity. Ernst & Young Global Limited, a UK company limited by guarantee, does not provide services to clients. Information about how EY collects and uses personal data and a description of the rights individuals have under data protection legislation are available via ey.com/privacy. EY member firms do not practice law where prohibited by local laws. For more information about our organization, please visit ey.com.

Ernst & Young LLP is a client-serving member firm of Ernst & Young Global Limited operating in the US.

© 2025 Ernst & Young LLP.
All Rights Reserved.

ey.com



Combined Financial Statements
and Other Information

New York City Housing
Development Corporation

October 31, 2024

New York City Housing Development Corporation

**Combined Financial Statements and
Additional Information**

Year Ended October 31, 2024

Table of Contents

Report of Independent Auditors	1
Management's Discussion and Analysis.....	5
Financial Statements.....	18
Notes to the Financial Statements.....	25
Required Supplementary Information.....	98
Supplementary Information	103



Report of Independent Auditors

Management and the Members
New York City Housing Development Corporation

Report on the Audit of the Financial Statements

Opinions

We have audited the accompanying financial statements of the business-type activities and the aggregate remaining fund information of New York City Housing Development Corporation (the "Corporation"), a component unit of the City of New York, as of and for the years ended October 31, 2024 and 2023, and the related notes to the financial statements, which collectively comprise the Corporation's basic financial statements as listed in the table of contents (collectively referred to as the "financial statements").

In our opinion, the accompanying financial statements referred to above present fairly, in all material respects, the respective financial position of the business-type activities and the aggregate remaining fund information of the Corporation at October 31, 2024 and 2023 and the respective changes in financial position, and, where applicable, cash flows thereof for the years then ended in accordance with accounting principles generally accepted in the United States of America.

Basis for Opinions

We conducted our audits in accordance with auditing standards generally accepted in the United States of America (GAAS). Our responsibilities under those standards are further described in the Auditor's Responsibilities for the Audit of the Financial Statements section of our report. We are required to be independent of the Corporation, and to meet our other ethical responsibilities, in accordance with the relevant ethical requirements relating to our audits. We believe that the audit evidence we have obtained is sufficient and appropriate to provide a basis for our audit opinions.

Other Matter

Report on Summarized Comparative Information

We have previously audited the Corporation's 2023 financial statements, and we expressed unmodified opinions on the respective financial statements of the business-type activities and the aggregate remaining fund information in our report dated January 29, 2024. In our opinion, the

summarized comparative information presented herein as of and for the year ended October 31, 2023 is consistent, in all material respects, with the audited financial statements from which it has been derived.

Responsibilities of Management for the Financial Statements

Management is responsible for the preparation and fair presentation of the financial statements in accordance with accounting principles generally accepted in the United States of America, and for the design, implementation, and maintenance of internal control relevant to the preparation and fair presentation of financial statements that are free of material misstatement, whether due to fraud or error.

In preparing the financial statements, management is required to evaluate whether there are conditions or events, considered in the aggregate, that raise substantial doubt about the Corporation's ability to continue as a going concern for 12 months beyond the financial statement date, including any currently known information that may raise substantial doubt solely thereon.

Auditor's Responsibilities for the Audit of the Financial Statements

Our objectives are to obtain reasonable assurance about whether the financial statements as a whole are free of material misstatement, whether due to fraud or error, and to issue an auditor's report that includes our opinions. Reasonable assurance is a high level of assurance but is not absolute assurance and therefore is not a guarantee that an audit conducted in accordance with GAAS will always detect a material misstatement when it exists. The risk of not detecting a material misstatement resulting from fraud is higher than for one resulting from error, as fraud may involve collusion, forgery, intentional omissions, misrepresentations, or the override of internal control. Misstatements are considered material if there is a substantial likelihood that, individually or in the aggregate they would influence the judgment made by a reasonable user based on the financial statements.

In performing an audit in accordance with GAAS, we:

- Exercise professional judgment and maintain professional skepticism throughout the audit.
- Identify and assess the risks of material misstatement of the financial statements, whether due to fraud or error, and design and perform audit procedures responsive to those risks. Such procedures include examining, on a test basis, evidence regarding the amounts and disclosures in the financial statements.
- Obtain an understanding of internal control relevant to the audit in order to design audit procedures that are appropriate in the circumstances, but not for the purpose of expressing an opinion on the effectiveness of the Corporation's internal control. Accordingly, no such opinion is expressed.

- Evaluate the appropriateness of accounting policies used and the reasonableness of significant accounting estimates made by management, as well as evaluate the overall presentation of the financial statements.
- Conclude whether, in our judgment, there are conditions or events, considered in the aggregate, that raise substantial doubt about the Corporation's ability to continue as a going concern for a reasonable period of time.

We are required to communicate with those charged with governance regarding, among other matters, the planned scope and timing of the audit, significant audit findings, and certain internal control-related matters that we identified during the audit.

Required Supplementary Information

Accounting principles generally accepted in the United States of America require that the Management's Discussion and Analysis the Schedule of Changes in the Net OPEB Liability and Related Ratios, the Schedule of the Corporation's OPEB Contributions, the Schedule of the Corporation's OPEB Investment Return, the Schedule of the Corporation's Proportionate Share of the Net Pension Liability and the Schedule of the Corporation's Pension Contributions, as listed in the table of contents, be presented to supplement the financial statements. Such information is the responsibility of management and, although not a part of the financial statements is required by the Governmental Accounting Standards Board, who considers it to be an essential part of financial reporting for placing the financial statements in an appropriate operational, economic, or historical context. We have applied certain limited procedures to the required supplementary information in accordance with GAAS, which consisted of inquiries of management about the methods of preparing the information and comparing the information for consistency with management's responses to our inquiries, the financial statements, and other knowledge we obtained during our audit of the financial statements. We do not express an opinion or provide any assurance on the information because the limited procedures do not provide us with sufficient evidence to express an opinion or provide any assurance.

Supplementary Information

Our audit was conducted for the purpose of forming opinions on the financial statements that collectively comprise the Corporation's financial statements. The accompanying Schedules of Net Position for the Housing Revenue Bond Program Multi-Family Secured Mortgage Revenue Bond Program, Housing Impact Bond Program and Conduit Debt Program as of October 31, 2024 and 2023 and the Schedules of Revenues, Expenses and Changes in Net Position for the years then ended as listed in the table of contents, are presented for purposes of additional analysis and are not a required part of the financial statements. Such information is the responsibility of management and was derived from and relates directly to the underlying accounting and other records used to prepare the financial statements. The information has been subjected to the auditing



procedures applied in the audits of the financial statements and certain additional procedures, including comparing and reconciling such information directly to the underlying accounting and other records used to prepare the financial statements or to the financial statements themselves, and other additional procedures in accordance with GAAS. In our opinion, the information is fairly stated, in all material respects, in relation to the financial statements as a whole.

Ernst & Young LLP

January 29, 2025

NEW YORK CITY HOUSING DEVELOPMENT CORPORATION
Management's Discussion and Analysis
Year Ended October 31, 2024

INTRODUCTION

The New York City Housing Development Corporation ("HDC" or the "Corporation") is a state public benefit corporation created pursuant to Article XII of the New York State Private Housing Finance Law ("PHFL") that finances affordable housing in New York City. HDC issues tax-exempt and taxable debt and uses the proceeds along with other monies of the Corporation to make loans to finance new residential construction and the rehabilitation of existing multi-family housing. HDC, which is financially self-sustaining, also lends its own internally generated funds for these purposes. All these activities are reported in the financial statements under the heading "Housing Development Corporation".

HDC currently has two active subsidiaries that are presented as blended component units in the financial statements. The New York City Residential Mortgage Insurance Corporation ("REMIC") insures residential mortgages in New York City. The New York City Housing Assistance Corporation ("HAC") made mortgage loans for affordable housing in the 1980s. Presently, it provides rental subsidy assistance to one residential development.

The Corporation's annual financial report consists of four parts: *management's discussion and analysis*, the *basic financial statements, required supplementary information*, which includes the Schedule of Changes in the Net Postemployment Benefit Other Than Pensions ("OPEB") Liability and Related Ratios, the Schedule of the Corporation's OPEB Contributions, the Schedule of the Corporation's OPEB Investment Return, the Schedule of the Corporation's Proportionate Share of the Net Pension Liability, and the Schedule of the Corporation's Pension Contributions, and *supplementary information*, which includes the Schedule of Net Position and the Schedule of Revenues, Expenses and Changes in Net Position for the Housing Revenue Bond Program, the Multi-Family Secured Mortgage Revenue Bond Program, Housing Impact Bond Program and Conduit Debt Program. This follows directly after the notes to the financial statements.

This section of the Corporation's annual financial report presents our discussion and analysis of the Corporation's financial performance during the fiscal year that ended on October 31, 2024. This period is also referred to as fiscal year ("FY") 2024. Reported amounts have been rounded to facilitate reading.

OVERVIEW OF THE FINANCIAL STATEMENTS

The Corporation is a self-supporting entity and follows enterprise fund reporting. An enterprise fund reports activity that is financed with debt that is secured solely by a pledge of the net revenue from that activity as well as activity that is not supported by taxes or similar revenues. HDC's financial statements are presented using the economic resources measurement focus and the accrual basis of accounting. The accrual basis of accounting matches revenues and expenses to the period in which they are earned or attributable, respectively, which may differ from the period in which the associated cash is received or expended.

Enterprise fund statements offer short-term and long-term financial information about the Corporation's activities. While detailed sub-fund information is not presented in the Corporation's financial statements, separate accounts are maintained for each bond issue and component unit, as well as the Corporation's general operating fund, known as the Corporate Services Fund. These sub-funds permit HDC to control and manage money for the purposes they were intended and to demonstrate that the Corporation is properly using specific resources. In addition, HDC also services construction and permanent loans on behalf of New York City's Department of Housing Preservation and Development ("HPD").

CORPORATE AND FINANCIAL HIGHLIGHTS

During this fiscal year, the Corporation had another successful year issuing bonds unimpeded by elevated interest rates. This resilience allowed the Corporation to effectively continue its mission, contributing significantly to the increase in affordable housing stock in New York City. The Corporation, in continuation of its support of the City's housing plan, and the *Permanent Affordability Commitment Together* ("PACT") program, issued **\$1.8** billion in bonds in FY 2024. The new bond issuances included four series under the Housing Resolution Bond program for \$1.4 billion, and five series of bonds under the Housing Impact Bond Resolution in the amount of \$360.1 million. This brings the total bonds issued under the PACT resolution to \$1.4 billion since its inception in February 2020.

The new bond issuances provided financing for new construction and rehabilitation loans, with \$1.6 billion in commitments in the Open Resolution, and \$360.1 million for four projects under the Housing Impact Resolution. The four projects include Frederick Samuels, Sack Wern, West Brighton and Boston Secor Boston Road Plaza, Middletown Plaza loans. HDC also committed \$205.7 million for subsidy loans from a combination of corporate reserves and bond proceeds. The Corporation's subsidy loan program provides 1% interest loans to complement the senior mortgage loan rates, reducing the borrowing cost, and increasing the affordability for the projects. The mortgage portfolio, which totaled \$22.1 billion, continues to perform well as loan repayments have remained relatively strong. The delinquency rate throughout the year averaged above 3% and there have been no material monetary defaults on any of the mortgages in the portfolio. HDC's Asset Management team continues to work with the few mortgagors facing temporary financial difficulties by offering workouts and refinancing opportunities so they can remain current on their payments.

The Corporation's net position increased in FY 2024 by \$740.0 million, compared to \$416.4 million in FY 2023. This year's net income was increased by the recapture of a portion of unrealized loss on the investment portfolio. Operating revenues totaled \$902.0 million, an increase of \$143.6 million or 18.9% from the prior year when it was \$758.3 million. The increase was led by interest on loans, which grew by 19.9% from FY 2023, as a result of a \$3.0 billion net increase in the mortgage loan portfolio and higher interest rates charged on new mortgages to offset the increased cost of borrowing. Operating expenses were \$538.4 million, an increase of \$76.1 million or 16.5% from FY 2023. The increase was primarily attributed to bond and other debt obligations' interest and amortization expense, increasing by \$66.2 million due to the higher interest rate environment. Net operating income was \$363.6 million, an increase from FY 2023 when it was \$296.0 million.

CONDENSED STATEMENT OF NET POSITION

The condensed statement of net position presents the Corporation's total assets, defen-ed outflows of resources, liabilities, defeITed inflows of resources, and net position as of October 31, 2024, and 2023. The following table represents the changes in the Corporation's net position between October 31 2024, and 2023 and should be read in conjunction with the financial statements. *(Dollar amounts are in thousands):*

	2024	2023	Change	Percent Change
Assets				
Cash and Investments	\$5,472,493	\$4,111,080	\$1,361,413	33.12%
Mmtgage Loans	16,870,329	15,200,661	1,669,668	10.98
Loan Housing Finance Fllld (Section 661)	5,212,571	3,927,243	1,285,328	32.73
Loan Paiticipation Receivable	451,550	450,908	642	0.14
Accrued Interest	462,817	355,176	107,641	30.31
Other Receivables	28,811	27,330	1,481	5.42
Leases and Other Capital Assets	55,471	74,382	(18,911)	(25.42)
Interest Rate Swaps	198,199	295,661	(97,462)	(32.96)
Other Assets	33,286	36,212	(2,926)	(8.08)
Total Assets	28,785,527	24,478,653	4,306,874	17.59
Deferred Outflows of Resources	14,993	11,049	3,944	35.70
Liabilities				
Bonds Payable & Debt Obligations, net	14,616,469	13,274,362	1,342,107	10.11
Interest Payable	199,015	169,739	29,276	17.25
Payable to The City of New York:				
Loan Participation Agreements	451,550	450,908	642	0.14
Housing Finance Fmld (Section 661)	6,300,569	4,705,591	1,594,978	33.90
Other	159,183	164,258	(5,075)	(3.09)
Payable to Mortgagors	1,243,018	398,586	844,432	211.86
Restricted Earnings on Investments	283	271	12	4.43
Accmmts and Other Payables	149,813	246,404	(96,591)	(39.20)
Lease Liability	58,602	70,137	(11,535)	(16.45)
Net Pension Liability	10,729	11,809	(1,080)	(9.15)
Net OPEB Liability	2,442	1,659	783	47.20
Interest Rate Swaps	6,824	-	6,824	100.00
Unearned Revenues and Other Liabilities	545,227	580,207	(34,980)	(6.03)
Total Liabilities	23,743,724	20,073,931	3,669,793	18.28
Deferred Inflows of Resources	212,035	310,980	(98,945)	(31.82)
Net Position				
Net Investments in Capital Assets	55,471	74,382	(18,911)	(25.42)
Restricted for Insurance Requirements	132,061	111,461	20,600	18.48
Restricted for Bond Obligations	4,012,405	3,498,258	514,147	14.70
Unrestricted	644,824	420,690	224,134	53.28
Total Net Position	\$4,844,761	\$4,104,791	\$739,970	18.03%

Enterprise Fund - Assets of the Corporation

Assets consist largely of the following: cash and investments from bond proceeds, debt service and other reserves, funds designated for various housing programs, mortgage loans, other assets, which include participation interests in cash flows from pools of mortgage loans, and purpose investments. On October 31, 2024, HDC's total assets related to the Enterprise Fund were \$28.8 billion, a net increase of \$4.3 billion or 17.6% from FY 2023. The increase was primarily a result of the Corporation's mortgage lending and bond financing activities. In FY 2023, total assets were \$24.5 billion.

Cash and Investments: The Corporation ended the fiscal year with \$5.5 billion in cash and investments held under the Enterprise Fund. Other than collateralized and purpose investments, investments were recorded at fair value. Approximately \$2.7 billion of that balance was unadvanced construction loan monies already committed to fund mortgage loans that have already closed. Cash and investments increased by a net of \$1.4 billion or 33.1% from FY 2023.

Mortgage Loans: Mortgage loans comprised 76.7% of the Corporation's total assets. The mortgage loan portfolio at the end of the fiscal year was \$22.1 billion, an increase of \$3.0 billion or 15.5% from the previous year. On October 31, 2023, the mortgage loan portfolio was \$19.1 billion. Mortgage loans funded from the proceeds of conduit bonds have been excluded as a result of the adoption of GASB Statement No. 91 in FY 2022. During FY 2024, mortgage loan activities included advances of \$3.4 billion and principal repayments were \$501.3 million.

Loan Participation Receivable: Loan participation receivable on October 31, 2024 was \$451.6 million a \$0.6 million increase from a year ago. The increase was due to deferred interest accruals, and there were no principal repayments in the Mitchell-Lama loan participation portfolio during this period.

Accrued Interest: Interest receivable increased from \$355.2 million on October 31, 2023 to \$462.8 million on October 31, 2024, an increase of \$107.6 million or 30.3% from FY 2023. Interest receivable has increased comparable to the loan portfolio and the effect of higher interest rates on new loans closed during the fiscal year. Interest on loans this fiscal year was \$788.0 million, collections were \$618.8 million, and \$55.6 million of accrued interest was capitalized.

Other Receivables: Other receivables were \$28.8 million on October 31, 2024, a slight increase from October 31, 2023 when it was \$27.3 million. The increase is primarily related to servicing fees billed on loans serviced for the City of New York (the "City"), interest billed for other agencies, and asset management fees.

Leases and Other Capital Assets: In fiscal year 2024, the Corporation adjusted the lease liability and the related lease asset to reflect the terms of its lease agreement. As of October 31, 2024, the lease asset was \$51.1 million and the related lease liability was \$58.6 million. Other capital assets decreased by \$1.5 million to \$4.4 million. The decrease was primarily due to the amortization of office furniture, computer equipment and software.

Interest Rate Swaps: The Corporation regularly enters into various interest rate swap contracts as a means of mitigating its exposure to its variable rate debt. In FY 2024, the Corporation entered into one additional interest rate swap agreement to manage the interest rate risk associated with its

variable rate portfolio and further protect itself against rising interest rates. As interest rates change, it affects the underlying fair value on the interest rate swap instruments. At the end of the fiscal year, the assets and liabilities for swap fair value was a net asset at \$191.4 million, a decrease of \$104.3 million from October 31, 2023, when it was \$295.7 million.

As of October 31, 2024 the Corporation had eighteen interest rate swap agreements outstanding, with five different counterparties, for a total notional amount of \$1.7 billion. The Corporation's variable rate bonds outstanding were \$2.7 billion.

Other Assets: Other assets are primarily comprised of the unamortized purchase price of a residual interest in the 2014 Series B and the 2018 Series B mortgage loan portfolios from a prior loan participation agreement with the City. The net change included \$1.6 million amortization on the purchased residual interest and the balance was \$33.3 million on October 31, 2024.

Deferred Outflows of Resources

Deferred outflows of resources ("deferred outflows") were \$15.0 million on October 31, 2024, a net increase of \$3.9 million from October 31, 2023 when deferred outflows were \$11.0 million. Deferred outflows consist of (a) interest rate caps purchased to mitigate the Corporation's exposure to its variable rate bonds in its General Resolution, (b) deferred outflows related to the pension plan liability, (c) deferred outflows related to the OPEB plan liability as calculated by the New York City Office of the Actuary ("NYCOA"), and (d) deferred outflows related to interest rate swaps. The increase was primarily due to \$6.8 million in deferred outflows related to interest rate swaps, which were partially offset by a \$1.2 million decrease in deferred outflows related to pensions and a \$1.2 million decrease in the outflows related to interest rate caps. There was a \$0.5 million decrease in deferred outflows related to OPEB in FY 2024.

Liabilities of the Corporation

Total liabilities related to the Enterprise Fund were \$23.7 billion on October 31 2024, an increase of \$3.6 billion or 18.3%. On October 31 2023, total liabilities were \$20.1 billion. Liabilities are grouped into three main categories. The largest are HDC Bonds Payable (net) and Debt Obligations, which were approximately \$14.6 billion on October 31, 2024, and accounted for approximately 61.6% of total liabilities. The second largest category is Payable to The City of New York. This includes the return at maturity of loans made by the Corporation with funds granted by the City acting through HPD under Section 661 of the PHFL. The last category of liabilities includes Payable to Mortgagees and Accounts and Other Payables, which are mainly comprised of unadvanced loan proceeds, and unearned revenues.

Bonds Payable and Debt Obligations: Bonds and outstanding debt obligations under the Enterprise Fund were \$14.6 billion on October 31, 2024, an increase of \$1.3 billion. On October 31, 2023, bonds and outstanding debt obligations were \$13.3 billion. In FY 2024 HDC issued 19 new bond series for a total of \$1.8 billion. Bond principal repayments this fiscal year amounted to \$385.1 million. The Corporation's scheduled debt service principal payments were \$188.8 million, and redemptions were \$196.3 million. In addition, debt obligation redemption and repayments totaled \$57.0 million and principal repayments to the Federal Financing Bank ("FFB") were \$6.5 million. (See Note 11: "Bonds Payable and Debt Obligations")

Interest Payable: Accrued interest payable increased by \$29.3 million to \$199.0 million on October 31, 2024 from \$169.7 million on October 31, 2023. This increase reflects the Corporation's higher bond balances and elevated interest rates on the variable rate bonds.

Payable to The City of New York: Payable to The City of New York on October 31, 2024, was \$6.9 billion, a net increase of \$1.6 billion from FY 2023. Payable to the City of New York is grouped into three categories for reporting purposes: (1) HPD grant programs such as HPD Section 661 Grant Funds, (2) loan participation agreements, and (3) other. The HPD Section 661 Grant Funds had an outstanding balance of \$6.3 billion, a net increase of \$1.6 billion as a result of funds received during the fiscal year. Under the program, the City acting through HPD, grants monies to the Corporation pursuant to Section 661 of the PHFL for making loans on its behalf to developments that are also financed by HDC. Upon maturity of the Corporation's related senior loan, the subordinate loan made on behalf of the City is returned to the City. This liability is directly offset by the loan receivable balance in the program and the unadvanced grant funds held in investments. Loan participation agreements including the Mitchell-Lama participation program, consist of a group of second mortgages originated by the City. HDC purchased a participating interest in the second mortgages. On October 31, 2024, the outstanding balance of the Mitchell Lama Restructuring Program ("MLRP") was \$451.6 million a net increase of \$0.6 million due to deferred interest accrued during the fiscal year. There were no repayments of loans. The last category, Other Payable to The City of New York, had a net decrease of \$5.1 million. This was primarily due to a decrease of \$7.2 million related to the Shlyvesant Town loan made by HAC on behalf of the City in December 2015, a decrease of \$2.2 million due to subsidy payments made on behalf of the City to one development, and a \$2.0 million decrease related to Capacity Accelerator Program payment. These decreases were offset by an increase of \$5.9 million related to various swap agreements between HPD and the Corporation.

Payable to Mortgagees: Payable to mortgagees was \$1.2 billion on October 31, 2024 a net increase of \$844.4 million from \$398.6 million on October 31, 2023. The increase was primarily due to \$876.5 million of escrow funds received as unadvanced proceeds, pursuant to the Rehabilitation Escrow Building and Project Loan Agreements related to the Housing Impact Bond program ("HTB"). This was offset by \$125.8 million in advances during the fiscal year. Accumulated investment earnings on the unadvanced proceeds were \$5.7 million. Additionally, there was \$2.0 million in funds received for other escrows.

Accounts Payable: Accounts payable at fiscal year-end was \$149.8 million a decrease from \$246.4 million on October 31, 2023. The net decrease of \$96.6 million was primarily due to the decrease of \$118.5 million of collateral funds that were held on behalf of one development. The funds were used to redeem a portion of the related bonds at the permanent conversion of the project and was offset by receipts of \$17.9 million collateral for a new development started in FY 2024. There was a decrease of \$0.3 million due to funds received from NYCHA on a loan participation for the Harlem River PACT project. There was an increase of \$3.2 million in funds held and interest billed for other agencies. Additionally, there was a combined increase of \$0.5 million in bond issuance costs, mortgage insurance premiums payable, and salaries payable.

Restricted Earnings on Investments: Restricted earnings on investments represent cumulative amounts by which pass-through revenues exceed expenses. They represent accumulated earnings on investments that are credited to the mortgagees. This amount was \$0.3 million at FY 2024, a minimal increase from FY 2023.

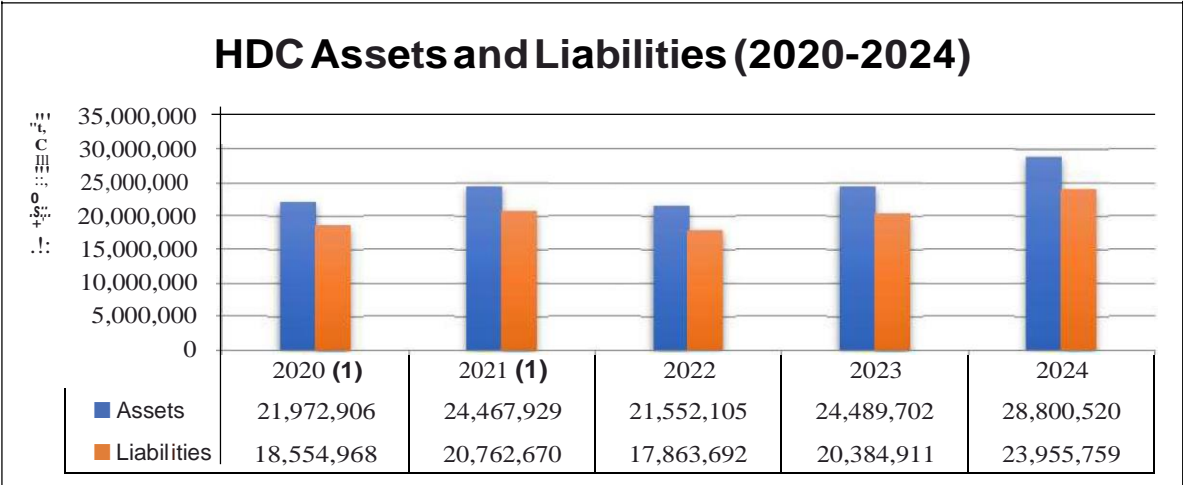
Net Pension and OPEB Liabilities : The accumulated amount of the Corporation's net pension liability as calculated by the NYCOA, amounted to \$10.7 million as of October 31, 2024, a decrease of \$1.1 million from 2023. The decrease in the net pension liability was a result of an increase in the pension plan net assets related to the investment income on the plan investments, as reported by New York City Employees' Retirement System ("NYCERS") . The Corporation 's annual net pension expense was \$2.8 million, up from \$2.6 million a year ago. The Corporation recorded a net OPEB liability of \$2.4 million as of October 31, 2024, an increase of \$0.7 million from \$1.7 million in 2023. The net increase was due to a combination of higher total OPEB liability and a decrease in plan assets due to increased benefit payouts. The cuent year's OPEB expense was \$1.2 million but was offset by the amortization of prior year's deferred inflows.

Unearned Revenues and Other Liabilities: Unearned revenues and other liabilities were \$545.2 million on October 31, 2024, a net decrease of \$35.0 million from \$580.2 million on October 31, 2023. The decrease included \$20.8 million of earnings recognized on the defeITed residual interest purchased from the City in fiscal year 2020 on a pool of mortgage loans previously owned by the City. There was a net decrease in defened constmction financing fees, bond financing fees, and commitment fees of \$17.0 million mainly due to lower defened construction financing fees earned in the fiscal year. There was a \$3.6 million increase in the accrned rebate and yield restriction liability on the bond portfolio. There was am01tization of defened guaranty and regulat0ly fees of \$1.6 million.

Defernd Inflows of Resources

DefeITed inflows of resources decreased from \$311.0 million to \$212.0 million on October 31, 2024. The net decrease of \$99.0 million was mainly due to the decline in the positive trend of the interest rate swap poltfolio, which settled at \$198.2 million at the fiscal year end. Other decreases were \$1.3 million related to changes in the valuation of the OPEB plan and \$0.2 million related to the pension plan.

The following chait presents the comparative data of the Corporation's assets including deferred outflows, and liabilities including deferred inflows, over the last five years:



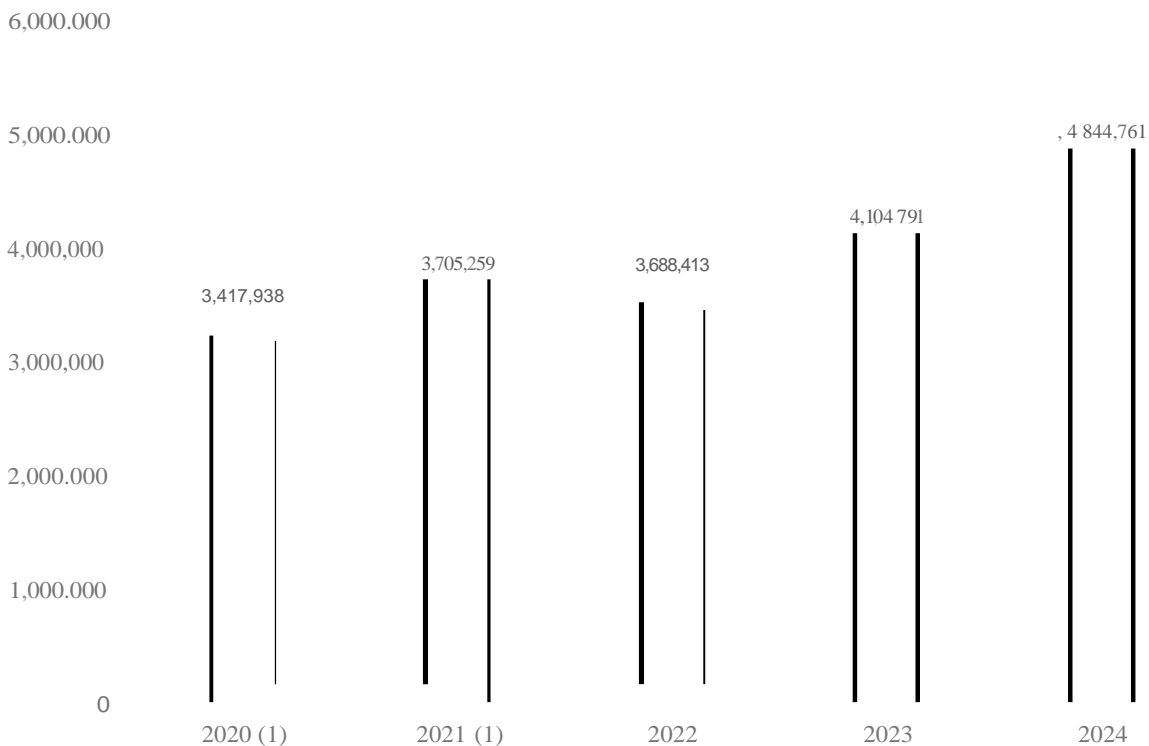
(1) These amounts do not reflect GASB 91, Conduit Debt Obligations

Net Position

Net position, the excess of assets and defened outflows of resources over liabilities and defened inflows of resources, totaled \$4.8 billion as of October 31, 2024. This represents an increase of \$740.0 million or 18.0% from the previous year. The increase was primarily due to recapturing a portion of unrealized loss on the fair market value of investments, which were mostly U.S. Agency securities, and the receipt of funds from Battely Park City Authority under a new agreement. In 2023 , net position increased by \$416.4 million. Net position is classified as either restricted or umestricted, with restricted net position being committed by law or contract for specific purposes. HDC's most significant restricted net position includes debt service rese lves for HDC bond issues and undisbursed bond proceeds held plior to constmction advances. Umestricted net position may be classified as designated or undesignated. Designated net positions are those allocated by act.ion or policy for specific purposes determined by HDC's Board Members, such as bond reserves (to support the Corporation's general obligation rating), and specific housing loan programs to which the Corporation has committed resources under the City's housing plan. Viitually all the Corporation's net position is either restricted or designated.

The following chart presents the comparative data of the Corporation's net position over the last five years:

Net Position (2020-2024) **(\$ in thousands)**



(1) These amounts do not reflect GASE 91, Conduit Debt Obligations

Condensed Statement of Revenues, Expenses and Changes in Net Position

The condensed Statement of Revenues Expenses and Changes in Net Position present the total revenues recognized in and expenses attributed to the fiscal year ended October 31, 2024. The table below summarizes the Corporation's revenues and expenses and presents comparative data. It should be read in conjunction with the financial statements. *(Dollar amounts are in thousands):*

	2024	2023	Chan2e	Percent Chan2e
Revenues				
Interest on Loans	\$787,974	\$657,412	\$130,562	19.86%
Fees and Charges	89,138	75,642	13,496	17.84
Residual Interest Income	20,833	18,306	2,527	13.80
Income on Loan Participation Interests	93	5,101	(5,008)	(98.18)
Other Income	3,923	1,886	2,037	108.01
Total Operating Revenues	901,961	758,347	143,614	18.94
Expenses				
Bond Interest and Amortization	456,769	390,562	66,207	16.95
Salaries and Related Expenses	40,322	35,371	4,951	14.00
Tmstees and Other Fees	16,263	14,617	1,646	11.26
Bond Issuance Costs	12,639	11,965	674	5.63
Corporate Operating Expenses	12,412	9,783	2,629	26.87
Total Operating Expenses	538,405	462,298	76,107	16.46
Operating Income	363,556	296,049	67,507	22.80
Non-Operating Revenues (Expenses)				
Earnings on Investments	160,975	109,198	51,777	47.42
Unrealized Gains on Investments	147,648	5,046	142,602	2826.04
Other Non-Operating Revenues (Expenses)	57,886	(1,703)	59,589	3499.06
Total Non-Operating Revenues (Exoenses), net	366,509	112,541	253,968	225.67
Operatin2 Transfers from Fiduciaries	9,905	7,788	2,117	27.18
Net Income	739,970	416,378	323,592	77.72
Change in Net Position	739,970	416,378	323,592	77.72
Net Position, Beginning of the Year	4,104,791	3,688,413	416,378	11.29
Net Position , End of the Year	\$4,844,761	\$4,104,791	\$739,970	18.03%

Revenues of the C01poration are classified as operating and non-operating. Interest income from m01tgages represents the Corporation's major source of operating revenue. It also includes various loan and bond program fees such as commitment, bond financing, m01tgage insurance and servicing fees. The C01poration's non-operating revenues consist primarily of earnings on

investments. Earnings on investments accrues to the benefit of the program for which the underlying sources of funds are utilized.

HDC's expenses are also classified as operating and non-operating. Operating expenses consist primarily of interest on bonds, which accounted for 84.8% of operating expenses in FY 2024. Other operating expenses include corporate expenses (salaries, overhead and depreciation) and fees.

RESULTS OF OPERATIONS

Revenues

The Corporation had total revenues of \$1.3 billion, an increase of \$399.6 million from a year ago. Operating revenues were \$902.0 million in FY 2024 compared to \$758.3 million in FY 2023 an increase of \$143.6 million or 18.9%. Operating revenues were approximately 70.5% of total revenues in FY 2024. Net operating income for FY 2024 was \$363.6 million. HDC recorded net non-operating revenues of \$366.5 million, including the unrealized gain on the fair market value of the investment portfolio in the amount of \$147.6 million.

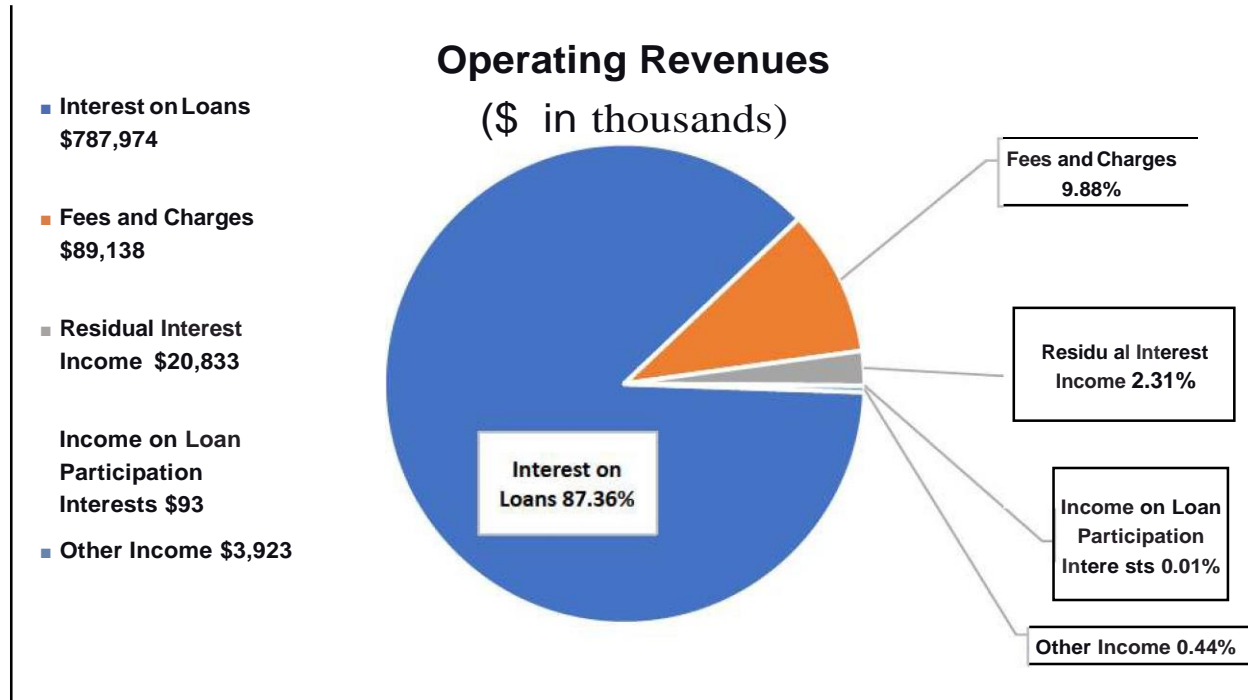
Interest on Loans: Interest on loans, the largest component of operating revenues, was \$788.0 million, an increase of \$130.6 million or 19.9% from FY 2023. In FY 2023, interest on loans was \$657.4 million. The increase in FY 2024 was a result of higher mortgage loans receivable balances consistent with an increase in the Corporation's mortgage lending, changes in policy in how the Corporation charges the borrower on senior mortgage loans and higher interest rates on new loans to offset the increase in the Corporation's borrowing costs.

Fees and Charges: Fees and charges were \$89.1 million compared to \$75.6 million a year ago. The \$13.5 million increase was mainly due to the recognition of bond financing fees, standby LOC fees, commitment and financing fees, deferred construction financing fees, NYCHA PACT administration fee, and mortgage insurance premium earned. There was a net decrease of \$1.5 million from bond issuance fees and loan satisfaction fees.

Residual Interest Income: Residual interest income is generated from the purchase of outstanding loan residuals from the City through HPD from a previous loan participation agreement. Residual interest income is recognized from loan repayments that were previously distributed to the City through HPD. In FY 2024, HDC recognized \$20.8 million compared to \$18.3 million a year ago.

Income on Loan Participation Interests: Loan participation income in FY 2024 was \$0.1 million, a decrease of \$5.0 million compared to \$5.1 million the previous year. Loan participation income is driven by repayments or restructuring of the second mortgage loans in the revolving LRP. There were no repayments during this fiscal year.

Other Income: Other income in FY 2024 was \$3.9 million compared to \$1.9 million in FY 2023. Other income is mainly comprised of income on mortgage participations. The \$2.0 million increase was mainly due to higher income on mortgage participation fees this year.



Expenses

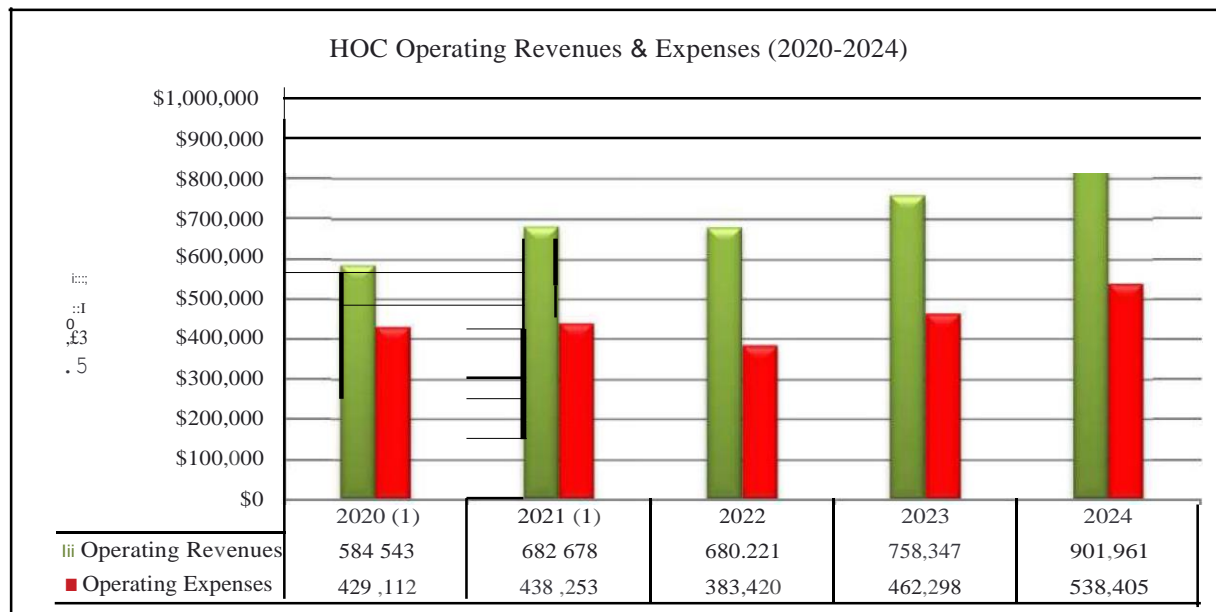
Operating Expenses: Operating expenses in FY 2024 were \$538.4 million, an increase of \$76.1 million or 16.5% compared to the previous year, when operating expenses amounted to \$462.3 million.

Bond Interest and Amortization: Interest expense constituted 84.8% of the total operating expenses. Total bond interest, net of amortization, was \$456.8 million, an increase of \$66.2 million from FY 2023 when it was \$390.6 million. This trend increase was aligned with a 10.1% increase in bonds outstanding, higher interest rates on the variable rate bonds portfolio and new bond issuances in the current rate environment.

Salaries and Related Expenses: Salaries and related expenses were \$40.3 million in FY 2024, an increase of \$4.9 million from the \$35.4 million in FY 2023. The increase was mainly attributable to an increase in wages and fringe benefits as a result of new hires. The Corporation's commitment to the NYCHA PACT program has created a need for additional staff on both the financing side as well as asset management. The pension expense increased by \$0.2 million and OPEB expense decreased by \$1.4 million.

Bond Issuance and Other Expenses: Trustees' and other fees, mortgage insurance premiums, bond issuance costs and corporate operating expenses increased by a net of \$4.9 million. Bond issuance costs increased slightly by \$0.6 million to \$12.6 million in FY 2024, compared to \$12.0 million in FY 2023. Corporate operating expenses increased from \$9.8 million in FY 2023 to \$12.4 million in FY 2024, largely due to interest expense related to the lease liability at the current office space.

The following chart presents the comparative data of the Corporation's operating revenues and expenses over the last five years:



(1) These amounts do not reflect GASB 91, Conduit Debt Obligations

Non-Operating Revenues (Expenses)

The Corporation ended FY 2024 with \$5.5 billion of investments and cash equivalents under management related to the Enterprise Fund. The Corporation diligently balances maintaining its liquidity needs while also maximizing returns by investing in short-term investments whose rates are higher. Realized investment income was \$161.0 million, an increase of \$51.8 million or 47.4% from a year ago.

Earnings on Investments and Unrealized Losses: Earnings on investments are recognized as non-operating income. Investment income, including the fair value adjustment on outstanding investments, was a net gain of \$308.6 million in FY 2024 compared with a net gain of \$114.2 million in FY 2023. The increase was mainly due to higher interest rates, a larger investment portfolio, and the recapture of a portion of the unrealized loss on the fair market value on U.S. Agency securities, which comprised approximately 39.7% of the Corporation's total investment portfolio. Realized investment earnings increased from \$109.2 million to \$161.0 million due to rising short-term interest rates. As of October 31, 2024, 48.4% of the investment portfolio was in demand deposit accounts which are not subject to fair market value adjustments.

Other Non-Operating Revenues (Expenses): Other non-operating revenues were \$57.9 million, compared to non-operating expenses of \$1.7 million a year ago. The increase was mainly due to the receipt of funds from Battery Park City Authority (BPCA) under a new funding agreement entered into during this fiscal year. The 2024 Agreement stipulates that HDC will receive annual allocations of funding from BPCA, totaling up to \$500 million. In fiscal year 2024, the Corporation received the first installment in the amount of \$59.5 million. Additionally, there was \$1.6 million amortization of the deferred residual interest purchase price of the 2014 Series and 2018 Series loan portfolio. The amortization related to the 2011 participation interests purchased cash flow was completed in fiscal year 2023. No further amortization expense will be recorded.

Change in Net Position

Change in net position for FY 2024 was \$740.0 million an increase of \$323.6 million from a year ago when it was \$416.4 million. The increase aligns with the Corporation's growth trend and was boosted by investment earnings, investment fair value appreciation, and the new BPCA funding allocation as mentioned above.

DEBT ADMINISTRATION

At year-end, the Corporation had approximately \$14.6 billion of bond principal and debt obligations outstanding in the Enterprise Fund, an increase of 10.1% over the prior year, net of discount and premium. The following table summarizes the changes in bonds payable and debt obligations between October 31, 2024, and October 31, 2023. *(Dollar amounts are in thousands):*

	2024	2023	Percentage increase FY 2023 to 2024
Bonds Payable & Debt Obligations	\$14,616,469	\$13,274,362	10.1%

In FY 2024, all variable rate demand obligation ("VRDO") bond series were successfully remarketed , and no bonds were tendered to become bank bonds. Additional information about HDC's debt is presented in Note 11 to the financial statements.

NEW BUSINESS

In FY 2024 , the Corporation issued fourteen new Housing Revenue Bonds series totaling \$1.4 billion and five series of Housing Impact Bonds for \$360.1 million. Of the nineteen series issued , fifteen series totaling \$1.4 billion were tax-exempt bonds and four series were taxable bonds totaling \$373.5 million. The Corporation also made low interest loans from its net position.

Subsequent to October 31, 2024, the Corporation issued \$978,875,000 in bonds during its normal business activities: \$428,875,000 under the Housing Revenue Bond resolution and \$550,000,000 under the Conduit Bond resolution.

CONTACTING THE CORPORATION'S FINANCIAL MANAGEMENT

This financial report is designed to provide a general overview of the Corporation's finances and to demonstrate the Corporation's accountability for the resources at its disposal. If you have questions about this report or need additional financial information , contact the Public Information Officer, New York City Housing Development Corporation, 120 Broadway, New York, NY 10271. The Corporation also maintains information on its website at www.nychdc.com.

New York City Housing Development Corporation

Statement of Net Position

Proprietary Fund Type - Enterprise Fund

At October 31, 2024 (with comparative summarized financial information as at October 31, 2023) (\$ in thousands)

HDC and Component Units				
New York City Housing Development Corporation	New York City Housing Assistance Corporation	New York City Residential Mortgage Insurance Corporation	Total	
			2024	2023

I Assets

Current Assets:					
Cash and cash equivalents (note 3)	\$	688,359	\$	\$	688,359
Investments (note 3)		46,185			46,185
Receivables:					
Mortgage loans (note 4)		64,475			64,475
Accrued interest		11,806			11,806
Other (note 7)		17,912			17,912
Total Receivables		78,073			78,073
Leases and other capital assets (note 9)		1,656			1,656
Other assets		30			30
Total Current Assets		1,516,965			1,516,966
Noncurrent Assets:					
Restricted cash and cash equivalents (note 3)		2,327,601		7,409	2,401,693
Restricted investments (note 3)		2,220,878		9,927	2,320,154
Purpose investments (note 2)		16,102			16,102
Mortgage loans (note 4)		447,668			447,668
Restricted receivables:					
Mortgage loans (note 4)		15,195,389	8,633		15,281,721
Mortgage loan housing finance fund (Section 661) (note 4)		5,212,571			5,212,571
Mortgage loan participation - Federal Financing Bank (note 4)		496,181			496,181
Loan participation receivable - The City of NY (note 6)		451,550			451,550
Accrued interest		34,475			34,475
Other (note 7)		10,899			10,899
Total Restricted Receivables		21,711,342	8,633		21,797,674
Leases and other capital assets (note 9)		5,381			5,381
Interest rate swaps (note 10)		198,199			198,199
Other assets (note 8)		3,377	(519)		3,256
Total Noncurrent Assets		27,009,380	85,813	173,368	27,268,561
Total Assets		28,526,345	85,814	173,368	28,785,527

I Deferred Outflows of Resources

Deferred outflows related to interest rate caps (note 10)		1,324			1,324
Deferred outflows related to pensions (note 14)		5,239			5,239
Deferred outflows related to interest rate swaps (note 10)		6,824			6,824
Deferred outflows related to OPEB (note 15)		1,606			1,606
Total Deferred Outflows of Resources	\$	14,993	\$	\$	14,993

See accompanying notes to the basic financial statements.

New York City Housing Development Corporation

New York City
Housing Development
Corporation
2024 Financial Statements

Statement of Net Position (continued)

Proprietary Fund Type - Enterprise Fund

At October 31, 2024 (with comparative summarized financial information as of October 31, 2023) (\$ in thousands)

	HIX: and Component Units			Total	
	New York City Housing Development Corporation	New York City Housing Assistance Corporation	New York City Residential Mortgage Insurance Corporation	2024	2023

Liabilities

Current Liabilities:							
Bonds payable (net) (note 11)	\$	227,202	\$	\$	227,202	\$	224,362
Debt obligations payable (note 11)		,1095			,1095		1,050
Loan participation payable to Federal Financing Bank (note 11)		,6841			,6841		,6525
Accrued interest payable		199,015			19,9015		16,9739
Restricted earnings on investments		283			283		271
Accounts and other payables		14,9813			14,9813		2,46,404
Lease liabilities (note 9)							3,588
Total Current Liabilities		584,249			584,249		651,939
Noncurrent Liabilities:							
Bonds and debt obligations payable:							
Bonds payable (net) (note 11)		1,379,813			1,379,813		1,239,5369
Debt obligations payable (note 11)		87,047			8,7047		144,061
Loan participation payable to Federal Financing Bank (note 11)		496,154			49,6154		50,2995
Payable to The City of New York:							
Loan participation agreements (note 13)		45,1550			45,1550		450,908
Housing finance fund (Section 661) (note 13)		,630,0569			,630,0569		4,705,591
Other (note 13)		73,369	85,814		159,183		164,258
Payable to mortgagees		,124,3018			,124,3018		39,8586
Net pension liabilities (note 14)		1,0729			10,729		11,809
OPEB liability (note 15)		2,442			,2442		1,659
Interest rate swaps (note 10)		6,824			,6824		
Lease liability (note 9)		5,8602			5,8602		66,549
Unearned revenues and other liabilities		536,746			536,746		57,5360
Due to the United States Government (note 16)		,8481			,8481		4,847
Total Noncurrent Liabilities		23,073,661	85,814		23,159,475		19,421,992
Total Liabilities		23,657,910	85,814		23,743,724		20,073,931

Deferred Inflows of Resources

Deferred inflows related to pensions (note 14)		159			159		391
Deferred inflows related to OPEB (note 15)		1,3677			1,3677		1,4928
Deferred inflows related to interest rate swaps (note 10)		198,199			19,8199		29,5661
Total Deferred Inflows of Resources		212,035			212,035		310,980

Net Position

Net investment in capital assets		55,471			55,471		74,382
Restricted for bond obligations (note 20)		4,012,405			4,012,405		3,49,8258
Restricted for insurance requirement and others				13,2061	13,2061		11,1461
Unrestricted (note 20)		60,3517		4,1307	64,4824		420,690
Total Net Position	\$	4,671,393	\$	\$	173,368	\$	4,844,761
						\$	4,104,791

See accompanying notes to the basic financial statements.

New York City Housing Development Corporation

Statement of Revenues, Expenses and Changes in Net Position

Proprietary Fund Type - Enterprise Fund

New York City
Housing Development
Corporation
2024 Financial Statements

For the year ended October 31, 2024 (with comparative summarized financial information for the year ended October 31, 2023) (\$ in thousands)

HDC and Component Units			Total	
New York City Housing Development Corporation	New York City Housing Assistance Corporation	New York City Residential Mortgage Insurance Corporation	2024	2023

Operating Revenues

Interest on loans (note 4)	\$ 787,964	\$ 10	\$ 5,692	\$ 787,974	\$ 65,741
Fees and charges (note 7)	8,346		5,692	89,138	7,564
Residual interest income	20,833			20,833	18,306
Income on loan participation interests (note 6)	93			93	5,101
Other	3,923			3,923	1,886
Total Operating Revenues	896,259		5,692	901,961	758,347

Operating Expenses

Interest and amortization of bond premium and discount (note 11)	45,676			45,676	39,052
Salaries and related expenses	40,322			4,032	35,371
Trustees' and other fees	16,184		79	16,263	14,617
Bond issuance costs	1,263			12,639	11,965
Corporate operating expenses (note 12)	1,241			12,412	9,783
Total Operating Expenses	538,326		79	538,405	462,298
Operating Income	357,933		5,613	363,556	296,049

Non-operating Revenues (Expenses)

Earnings on investments (note 3)	156,884		4,091	16,097	109,198
Unrealized gains on investments (note 3)	136,665	239	10,744	14,764	5,046
Other non-operating (expenses) revenues net	(1,564)			(1,564)	(1,703)
Grant proceeds from BPCA (note 13)	59,450			59,450	
Payments from REMIC subsidiary to HDC	694		(694)		
Other	10	(10)			
Total Non-operating Revenues (Expenses), net	352,139	229	14,141	366,509	112,541
Income before Transfers from Custodial Funds	710,072	239	19,754	730,065	408,590
Transfers from Custodial Funds	9,905			9,905	7,788
Changes in Net Position	719,977	239	19,754	739,970	416,378
Total net position - beginning of year	3,951,416	(239)	153,614	4,104,791	3,688,413
Total Net Position - End of Year	\$ 4,671,393	\$	\$ 173,368	\$ 4,844,761	\$ 4,104,791

See accompanying notes to the basic financial statements.

New York City Housing Development Corporation

Statement of Cash Flows

Proprietary Fund Type - Enterprise Fund

New York City
Housing Development
Corporation
2024 Financial Statements

Year ended October 31, 2024 (with comparative summarized financial information for the year ended October 31, 2023) (\$ in thousand)

	HDC and Com!Q!ent Units			Total	
	New York City Housing De,elop ment Cornoration	New York City Housing Assistanc e Cornoration	New York City Residential Mortgage In suranc e Corp oration	2024	2023
Operating Activities					
Mortgage loan repa)=ellts	\$ 501,258	\$	\$	\$ 501,258	\$ 747,702
Mongage interest receipts	618,773			618,773	536,505
Receipts from fees and charges	63,365		40	63,405	57,108
Mortgage loan advances	(3,405,181)			(3,405,181)	(2,918,038)
Pa)=ellts to employees	(40,582)			(40,582)	(33,924)
Pa)=ellts to suppliers for COIJ)Orate operating expenses	(4,754)			(4,754)	(7,068)
Project contribution and funds received from NYC	1,603,468			1,603,468	897,562
Advances and other payments for NYC	(10,608)			(10,608)	(17,613)
Bond cost of issuance	(15,245)			(15,245)	(13,819)
Funds received for HIB reserve	880,574			880,574	331,139
Other receipts	543,252			543,252	416,496
Other payments	(768,625)	(2,205)	(79)	(770,909)	(575,476)
Net Cash Used in Operating Activities	(34,305)	(2,205)	(39)	(36,549)	(579,426)
Non Capital Financing Activities					
Proceeds from sale of bonds	1,179,144			1,179,144	1,197,567
Proceeds from debt obligations					54,905
R,,tirement of bonds	(448,631)			(448,631)	(766,232)
Interest paid	(426,456)			(426,456)	(369,084)
Grant proceeds from BPCA	59,450			59,450	
Pa)=ellts from.Ito component units	1,851	463	4,940	7,254	5,574
Net Cash P.-o, ded by Non Capital Financing Activities	977,654	463	4,940	983,057	900,838
Capital and Related Financing Activities					
Purchase of capital assets	(282)			(282)	(2,859)
Net Cash Used in Capital and Related Financing Activities	(282)			(282)	(2,859)
Investing Activities					
Sale of investments	20,452,257	6,887	276,952	20,736,096	16,986,870
Purchase of investments	(20,577,880)	(5,488)	(226,226)	(20,809,594)	(16,712,483)
Interest and dividends collected	157,341	21	4,091	161,453	108,955
Net Cash P.-o, ded by Investing Activities	31,718	1,420	54,817	87,955	383,342
Increase (Decrease) in cash and cash equivalents	974,785	(322)	5,971.8	1,034,181	701,895
Cash and cash equivalents at beginning of year	2,041,175	322	1,437.4	2,055,871	1,353,976
Cash and Cash Equivalents at End of Year	\$ 3,015,960	\$	\$ 74,092	\$ 3,090,052	\$ 2,055,871

See accompanying notes to the basic financial statements.

New York City Housing Development Corporation
Statement of Cash Flows (continued)
Proprietary Fund Type - Enterprise Fund

New York City
Housing Development
Corporation
2024 Financial Statements

Year ended October 31, 2024 (with comparative summarized financial information for the year ended October 31, 2023) (\$ in thousand,)

HIX: and Component Units				
New York City Housing Development Corporation	New York City Housing Assistance Corporation	New York City Residential Mortgage Insurance Corporation	Total	
			2024	2023

Reconciliation of Operating Income to Net Cash Used in Operating Activities:					
Operating Income	\$ 357,933	\$ 10	\$ 5,613	\$ 363,556	\$ 296,049
Adjustments to Reconcile Operating Income to Net Cash Used in Operating Activities:					
Depreciation expense	2,908			2,908	1,737
Amortization of bond discount and premium	(703)			(703)	(737)
Non-Operating bond interest payment	426,456			426,456	36,9084
Changes in Assets & Liabilities:					
Mortgage loans	(2,962,148)	7,152		(2,954,996)	(2,201,251)
Loan participation receivable - NYC					2,162
Accrued interest receivable	(10,8283)			(10,8283)	(8,6380)
Other receivables	(1,481)			(1,481)	(1,1016)
Primary government/component unit receivable (payable)	(9,1560)		(,5652)	(97,212)	1
Other assets	93,500			93,500	(11,9636)
Payable to The City of New York	,159,9549	(9,367)		,159,182	879,169
Payable to mortgagors	84,3274			843,274	197,921
Accounts and other payables	(8,6097)			(86,097)	(2,4814)
Restricted earnings on investments	(153)			(153)	(49)
Unearned revenues and other liabilities	(13,6776)			(13,6776)	9,1235
Accrued interest payable	2,9276			2,9276	2,7099
Net Cash Used in Operating Activities	\$ (34,305)	\$ (2,205)	\$ (39)	\$ (36,549)	\$ (579,426)
Non Cash Investing Activities:					
Increase in fair value of investments	\$ 13,6665	\$ 239	\$ 1,0744	\$ 14,7648	\$ 5,046

See accompanying notes to the basic financial statements.

New York City Housing Development Corporation

Statement of Fiduciary Net Position

Fiduciary Funds

At October 31, 2024 (with comparative summarized financial information as of October 31, 2023) (\$ in thousands)

	Other Employee		Total	
	Custodial Funds	Benefit Trust Fund	2024	2023
I Assets				
Cash and cash equivalents	\$ 80,357	595	\$ 804,172	\$ 694,246
Investments at fair value:				
Bonds	34,405	1,170	35,578	37,624
Total investments	344,052	1,170	355,758	37,624
Receivables:				
Mortgage loans	70,604		706,047	689,790
Accrued interest	4,781		47,818	4,284
Other	2,627		2,627	23,445
Total Receivables	78,012		780,143	756,079
Primary <u>government/component</u> unit receivable	489		489	(1,269)
Total Assets	1,928,261	12,301	1,940,562	1,825,304

Net Position

Restricted for:				
Mortgagors	958,143		958,143	98,368
The City of New York	96,902		96,902	829,683
Other entities	216		216	216
<u>Postemployment</u> benefits other than <u>pensions</u>		1,230	12,301	1,171
Total Net Position	\$ 1,928,261	\$ 12,301	\$ 1,940,562	\$ 1,825,304

See accompanying notes to the basic financial statements.

New York City Housing Development Corporation

Statement of Changes in Fiduciary Net Position

For the year ended October 31, 2024 (with comparative summarized financial information for the year ended October 31, 2023) (\$ in thousands)

	Other Employee		Total	
	Custodial Funds	Benefit Trust Fund	2024	2023
I Additions				
Interest on loans	\$ 205	\$	\$ 205	\$ 205
Investment earnings:				
Interest dividends and other	9,701	, 1 051	10,752	, 7 878
Total investment earnings	9,701	, 1 051	10,752	, 7 878
Mortgage escrow receipts - Mortgagors	484,266		484,266	522,728
Funds received for The City of New York	23,026		23,026	89,701
Total Additions	724,433	1,051	725,484	620,512
I Deductions				
Benefit payments		467	467	467
Mortgage escrow disbursements - Mortgagors	509,811		509,811	350,617
Payments to The City of New York	90,043		90,043	63,699
Transfers to Enterprise Fund	9,905		9,905	, 7 787
Others				992
Total Deductions	609,759	467	610,226	423,562
Net Increase in Fiduciary Net Position	114,674	584	115,258	196,950
Net position - beginning of year	, 1 813,587	11,717	1,825,304	, 1 6 28,352
Net Position- End of Year	\$ 1,928,261	\$ 12,301	\$ 1,940,562	\$ 1,825,304

See accompanying notes to the basic financial statements.

New York City Housing Development Corporation

Notes to the Financial Statements

October 31, 2024

Note 1: Organization

The New York City Housing Development Corporation (the "Corporation" or "HDC") is a corporate governmental agency constituting a public benefit corporation organized and existing under the laws of the State of New York (the "State"). The Corporation is also a tax-exempt organization under Section 501(c)(3) of the Internal Revenue Code of 1986, as amended (the "Code"). The Corporation was established in 1971 under the provisions of Article XII of the Private Housing Finance Law (the "Act") of the State and is to continue in existence for at least as long as bonds, notes or other obligations of the Corporation are outstanding.

The Corporation was created to encourage the investment of private capital through low-interest mortgage loans in order to increase the supply of safe and sanitary dwelling accommodations for families and persons whose need for housing accommodations cannot be provided by unassisted private enterprise. To accomplish its objectives, the Corporation is empowered to finance housing through new construction or rehabilitation and to provide permanent financing for multi-family residential housing. The Corporation finances significant amounts of its activities through the issuance of bonds, notes, and debt obligations. The bonds, notes, and debt obligations of the Corporation are not debts of either the State or The City of New York (the "City").

Pursuant to Governmental Accounting Standards Board ("GASB") Codification 2100, *Defining the Financial Reporting Entity*, the Corporation's financial statements are included in the City's financial statements as a component unit for financial reporting purposes.

Primary Government Entity

For the purpose of these financial statements, the Corporation is the primary government entity. Financial activity in HDC's bond and loan programs and in its Corporate Services Fund are aggregated and reported in the financial statements under Housing Development Corporation. The Corporation sells bonds, administers bond proceeds and manages bond revenues and repayments in accordance with bond resolutions adopted by its Board Members (see Note 11: "Bonds Payable and Debt Obligations"). Bond proceeds are used to make loans and provide for related costs and reserves, and loan repayments are applied to pay principal and interest on the related bonds (see Note 4: "Mortgage Loans"; Note 5: "Notes Receivable"; and Note 6: "Loan Participation Receivable for The City of New York"). Corporation resources that are not pledged under or governed by a bond resolution are managed in the Corporate Services Fund. This fund accounts for (1) fees and earnings realized from the bond and loan programs; (2) fees earned on loans serviced for HDC and for the City; (3) compliance monitoring fees; (4) income from Corporate Services Fund investments; (5) grant revenues; (6) payments of the Corporation's operating expenses; and (7) loans made with corporate funds.

The Corporation currently has four blended component units, two of which are inactive.

The New York City Housing Assistance Corporation ("HAC") and the New York City Residential Mortgage Insurance Corporation ("REMIC") are active subsidiaries and together with HDC, the Housing New York Corporation ("HNYC") and the Real Estate Owned Corporation comprise the reporting entity. HAC and REMIC have been included in the Corporation's financial statements as blended component units of HDC. All of these entities have been reported as component units because HDC's Board Members

New York City Housing Development Corporation

Notes to the Financial Statements

October 31, 2024

comprise all or a controlling majority of the Board for each entity and HDC's staff provides all services for each entity.

Component Units

(A) New York City Housing Assistance Corporation

RAC is a public benefit corporation established pursuant to Section 654-b of the Act as a subsidiary of the Corporation.

RAC is empowered to receive monies from any source, including, but not limited to, the Corporation, the City or the State, for the purpose of assisting rental developments to maintain rentals affordable to low and moderate-income persons for whom the ordinary operation of private enterprise cannot supply safe, sanitary and affordable housing accommodations. In order to accomplish this objective, RAC may transfer lend, pledge or assign these monies to any rental development or assist the Corporation in financing such developments. As a subsidiary of HDC, RAC's functions are administered by the Corporation and its Board Members substantially overlap with HDC's Board Members, so it is reported as a blended component unit in HDC's financial statements.

(B) New York City Residential Mortgage Insurance Corporation

REMIC is a public benefit corporation established pursuant to Section 654-d of the Act as a subsidiary of HDC. REMIC is the successor entity to the New York City Rehabilitation Mortgage Insurance Corporation ("Old REMIC"), which was dissolved on January 27, 1993. REMIC has the authority to insure residential mortgage loans throughout the City in order to promote the preservation of neighborhoods which are blighted, are becoming blighted or may become blighted, to discourage divestment and encourage the investment of mortgage capital in such neighborhoods and to provide safe, sanitary and affordable housing accommodations to persons and families for whom the ordinary operations of private enterprise cannot supply such accommodations.

REMIC currently maintains two reserves, the Housing Insurance Fund and the Premium Reserve Fund. The Housing Insurance Fund can be used as a revolving fund solely for the payment of liabilities arising from housing insurance contracts issued by REMIC. The Housing Insurance Fund requirement (as of any particular date) is established by statute and must be in an amount equal to the aggregate of (i) one hundred percent of the insured amounts due and payable pursuant to housing insurance contracts, plus (ii) twenty percent of the insured amounts under housing insurance contracts other than insured amounts which are due and payable pursuant to (i) above, plus (iii) twenty percent of the amounts to be insured under REMIC's commitments to insure. The Housing Insurance Fund requirement as of October 31, 2024 is \$132,061,000.

Any income or interest earned on the Housing Insurance Fund in excess of its respective requirements is transferred at least annually to the Premium Reserve Fund. The Premium Reserve Fund must also be maintained to provide for the payment of REMIC's liabilities arising from its operations, including liabilities arising from housing insurance contracts. REMIC also maintains an Operating Fund for operation purposes. As a component unit of HDC, REMIC functions are administered by the Corporation. The Premium Reserve Fund and Operating Fund have a combined balance of \$41,307,000 as of October 31, 2024. REMIC is a

New York City Housing Development Corporation

Notes to the Financial Statements

October 31, 2024

blended component unit because HDC's Board Members comprise a controlling majority of the Board and HDC's staff provides all services for REMIC.

Inactive Component Units

(CJ Real Estate Owned Corporation)

The NYC HDC Real Estate Owned Corporation ("REO Subsidiary Corporation") was established under Section 654-a of the Act on September 20, 2004. The REO Subsidiary Corporation has the power to hold property whenever, in the sole discretion of the Corporation, it has become necessary to acquire a project in the case of sale under foreclosure or in lieu of foreclosure to effectuate the purposes of the Act. There was no activity undertaken by this subsidiary during fiscal year 2024 and it did not have any assets or liabilities as of October 31, 2024. The REO Subsidiary Corporation is treated as a blended component unit of HDC.

(DJ Housing New York Corporation)

The HNYC is a public benefit corporation established pursuant to Section 654-c of the Act as a subsidiary of the Corporation. Authorization for the funding of the Housing New York Program ended on July 1, 1995. Consequently, HNYC can no longer issue bonds or notes to fund the Housing New York Program.

Upon repayment of all the outstanding HNYC bonds on November 3, 2003, HNYC became an inactive subsidiary of the Corporation, and its remaining funds were transferred out of HNYC. However, HNYC is not expected to be dissolved.

Note 2: Summary of Significant Accounting Policies

The Corporation follows the principles of fund accounting, with a sub-fund for each bond series, for the Corporate Services Fund, and for each component unit. Each fund's assets, liabilities and net position are accounted for as separate entities and follow enterprise fund reporting. Certain individual funds are aggregated into larger categories for the purpose of financial reporting. The accompanying financial statements are presented using the economic resources measurement focus and the accrual basis of accounting wherein revenues are recognized when earned and expenses when incurred. In its accounting and financial reporting, the Corporation follows the pronouncements of the GASB.

Other significant accounting policies are:

A. Revenue and Expense Recognition

The Corporation's operating revenues consist of earnings on loans and loan participation interests, fees and charges associated with both financing and servicing mortgages and loans, and other revenues that are received to cover the costs of raising capital. All other revenue, which is primarily earnings on investments and grant revenue are considered non-operating. Revenues are recognized when earned. Operating expenses include bonding costs, expenses for administering the various bond resolutions, personnel expenses, corporate operating expenses, bond issuance and financing costs, and depreciation expense. The Corporation reports all other expenses including distributions of first mortgage earnings to

New York City Housing Development Corporation

Notes to the Financial Statements

October 31, 2024

the City in connection with loan participations and the payment, if necessary, of mortgage loan principal receipts on bond payments, as non-operating expenses. Expenses are recognized as incurred.

Virtually all resources are either restricted or designated. Net position has been restricted in accordance with terms of an award, agreement or by state law. Designated net position is committed for specific purposes pursuant to HDC policy and/or Board directives (see Note 20: "Net Position" for more detailed information).

B. Cash Equivalents and Investments

Short-term bank deposits and investments with stated maturities of 90 days or less are reported as Cash and Cash Equivalents. All investments are reported at fair value, except for certificates of deposit and investment agreements. The Corporation's investment agreements, which can take the form of open time deposits or fixed repurchase agreements, are reported at an amount equal to principal and accrued interest.

Generally Accepted Accounting Principles ("GAAP") require that restricted assets be reported as non-current assets. In the case of cash equivalents and investments, this treatment generally causes restricted investments with maturities less than one year to be reported as non-current. However, to more accurately report the alignment of HDC's current liability for payment of bond principal and interest with funds available to satisfy these liabilities, HDC has included cash equivalents and investments totaling \$638,542,000 under current assets as of October 31, 2024, to cover the payment of bond principal and interest due in the following year.

C. Purpose Investments

As part of its financing activities, HDC has made two housing development loans that are secured by GNMA certificates rather than mortgages on the related properties. The GNMA certificates provide payments at such times and in such amounts as to fully repay the respective HDC loans and are the only source of repayment for these loans. The GNMA certificates are treated under U.S. Treasury regulations as acquired program obligations. The GNMA certificates are classified in the financial statements as purpose investments and identified separately from other investments and restricted investments in the financial statements. However, interest earned on the GNMA certificates is included in earnings on investments.

It is the Corporation's policy to record GNMA certificates at amortized cost, which amounted to \$16,102,000 as of October 31, 2024. The fair value of these purpose investments amounted to \$15,256,000 as of October 31, 2024.

D. Mortgage Loans

As part of the Corporation's major financing activities, mortgage loans are funded from bond and debt obligation proceeds and corporate reserves. The mortgage loans funded from bond proceeds and debt obligations are generally classified as restricted receivables because the loan repayments of all such loans are pledged to cover the debt service on the related bonds and obligations. The loans funded from corporate reserves are not restricted but designated for a specific purpose.

New York City Housing Development Corporation

Notes to the Financial Statements

October 31, 2024

E. Allowance for Credit Losses

HDC's loans are underwritten according to standards the Corporation believes prudent and are closely monitored for payment and for management of the associated housing developments. In addition, many of the Corporation's mortgages have credit enhancements through letters of credit, mortgage insurance and other supplies. Therefore, HDC believes that the likelihood of experiencing material credit losses relating to its bonded mortgage programs is remote. Management has determined that current charges against income are not required.

F. Summarized Financial Information

The basic financial statements include summarized comparative information as of and for the year ended October 31, 2023, in total but not by reporting unit. Such information does not include enough detail to constitute a presentation in conformity with generally accepted accounting principles. Accordingly, such information should be read in conjunction with the Corporation's financial statements for the year ended October 31, 2023, from which the summarized information was derived (which are available from the Corporation and on its website).

G. Statement of Fiduciary Net Position and Statement of Changes in Fiduciary Net Position

The Statement of Fiduciary Net Position and the Statement of Changes in Fiduciary Net Position provide information on the Corporation's fiduciary activities in (1) Custodial Funds and (2) the Other Post-Employment Benefits Trust ("OPEB") Fund. The Custodial Funds report assets held by the Corporation on behalf of mortgagees and the City. These assets are derived from the servicing of the Corporation's permanent loans, and construction and permanent loans serviced on behalf of the New York City Department of Housing Preservation and Development ("HPD"), using funds provided by mortgagees and HPD. All such funds are the property of the mortgagees and HPD and thus are reported as restricted net position for mortgagees and the City in the fiduciary statement of net position. Investment earnings on monies held for the City, project reserves for replacement and certain other project escrows are reported as additions to restricted net position in the Fiduciary Fund. The Other Employee Benefit Trust Fund reports resources that are required to be held in trust for the members and beneficiaries of the Corporation's OPEB plan.

H Recent and Upcoming Accounting Pronouncements

Accounting Standards Issued and Adopted

GASB Statement No. 99: Omnibus 2022 ("GASB 99"). GASB 99, addresses various practice issues, including requirements related to derivatives, leases, public-private partnerships (PPPs), and subscription-based information technology arrangements (SBITAs) that were identified during the implementation and application of certain GASB statements. As part of its business model, HDC utilizes derivative and hedging instruments, which are reported in compliance with GASB 99. The effective periods for this statement span multiple fiscal years. The Corporation adopted GASB 99 in fiscal year 2024 and it had no impact on the financial statements.

New York City Housing Development Corporation
Notes to the Financial Statements
October 31, 2024

GASE Statement No. 100: Accounting Changes and Error Corrections ("GASE 100"). GASB 100, an amendment to GASB Statement No. 62, establishes accounting and financial reporting requirements for various types of accounting changes and the correction of errors. During the fiscal year ended October 31, 2024, HDC did not implement any accounting changes or corrections to previously issued financial statements. The Corporation adopted GASB 100 in fiscal year 2024 and it had no impact on the financial statements.

Accounting Standards Issued and Not Yet Adopted

GASB Statement No.	GASB Accounting Standard	Effective Fiscal Year
101	<i>Compensated Absences</i>	2025
102	<i>Certain Risk Disclosures</i>	2025
103	<i>Financial Reporting Model Improvements</i>	2026

Note 3: Investments and Deposits

The Corporation is authorized to engage in investment activity pursuant to the Act and the Corporation's respective bond resolutions. Investment policies are set for the Corporation by the Board Members of the Corporation on an annual basis, through the annual adoption of written investment guidelines. Investments are reviewed on a periodic basis by the Corporation's Audit Committee. Day-to-day investment decisions are made by the Corporation's Investment Committee. The Corporation principally invests in securities of the United States and its agencies, open time deposits ("OTDs") in the form of investment agreements, demand accounts, repurchase agreements, and certificates of deposits. In fiscal year 2024, HDC continued investing in taxable municipal bonds of the State and the City, consistent with the Corporation's enabling statute and investment guidelines. The Corporation did not enter into any reverse repurchase agreements during the year ended October 31, 2024. The Corporation is not aware of any violations of any provisions of the foregoing policies.

All securities, other than securities held by the respective trustees for the benefit of the bondholders, were held by the Corporation or its agents in the Corporation's name. Bond program investments are held by the trustee of the applicable program.

New York City Housing Development Corporation
Notes to the Financial Statements
October 31, 2024

All investment transactions are recorded on the trade date. Investments, other than purpose investments, which are repo'd at fair value as of October 31, 2024, were as follows:

Enterprise Fund - HDC and Component Units

Investment <u>Type</u> (in thousands)	Investment Maturities as of October 31, 2024 (in Years)				
	2024	Less than 1	1-5	6-10	More than 10
Money Market and NOW Accounts	\$2,593,073	\$2,593,073	\$	\$	\$
FHLB Bonds	786,032	61,031	644,697	80,304	
FFCB Bonds	618,083		604,894	13,189	
FHLMCBonds	586,263	14,904	530,584	40,775	
Fixed Repurchase Agreements	273,540	273,540			
U.S. Treasury (Bonds, Notes, Bills)	134,130	134,130			
NYS/NYC Municipal Bonds *	124,933	26,454	98,479		
FNMA Bonds	118,571	9,802	69,928	38,841	
Total	5,234,625	3,112,934	1,948,582	173,109	
Less amounts classified as cash equivalents	<u>(3,000,776)</u>	<u>(3,000,776)</u>			
Total investments	\$2,233,849	\$ 112,158	\$1,948,582	\$173,109	\$

* Note: Municipal Bonds are at fixed rates.

Fiduciary Funds

Investment <u>Type-Custodial</u> Funds (in thousands)	Investment Maturities as of October 31, 2024 (in Years)				
	2024	Less than 1	1-5	6-10	More than 10
Money Market and NOW Accounts	\$800,233	\$800,233	\$	\$	\$
FHLB Bonds	102,201	2,390	98,131	1,680	
FHLMCBonds	99,232		94,896	4,336	
FFCB Bonds	92,791		88,752	4,039	
FNMA Bonds	36,868		31,345	5,523	
NYS/NYC Municipal Bonds *	10,282	2,002	8,280		
Fixed Repurchase Agreements	2,699	2,699			
Total	1,144,306	807,324	321,404	15,578	
Less amounts classified as cash equivalents	<u>(802,933)</u>	<u>(802,933)</u>			
Total investments	\$341,373	\$ 4,391	\$321,404	\$ 15,578	\$

* Note: Municipal Bonds are at fixed rates.

Enterprise Fund - HDC and Component Units

Total investments recorded on the Statement of Net Position as of October 31, 2024 of \$2,366,339,000 is made up the following: (a) investments recorded at fair value of \$2,233,849,000, (b) certificates of deposits in the amount of \$121,990,000, and (c) OTDs in the amount of \$10,500,000.

New York City Housing Development Corporation

Notes to the Financial Statements

October 31, 2024

Fiduciary Fund

Total custodial fund investments recorded on the Statement of Net Position as of October 31, 2024 of \$344,052,000 is made up the following: (a) investments recorded at fair value of \$341,373,000, and (b) OTDs in the amount of \$2,679,000.

Enterprise Fund - HDC and Component Units

As required by GASB No. 31, the Corporation has recorded a fair value adjustment in its investment portfolio. HDC recorded a net appreciation of \$147,648,000 for the year ended October 31, 2024.

Under Statement No. 72, *Fair Value Measurement and Application*, HDC categorizes its fair value measurements within the fair value hierarchy established by generally accepted accounting principles. The hierarchy is based on the valuation inputs used to measure the fair value of the assets. Level 1 inputs are quoted prices in active markets for identical assets, Level 2 inputs are significant other observable inputs, and Level 3 inputs are significant unobservable inputs. The Corporation does not hold any securities valued using Level 3 inputs as of October 31, 2024.

The Corporation has the following recurring fair value measurements as of October 31, 2024:

- NYC/NYS Municipal securities of \$124,933,000 are valued using quoted market prices. (Level 1 inputs)
- U.S. Treasury securities of \$134,130,000 are valued based on models using observable inputs. (Level 2 inputs)
- U.S. Agency securities of \$2,108,949,000 are valued based on models using observable inputs. (Level 2 inputs)

Money Market and NOW accounts of \$2,593,073,000 are valued at cost. In addition to the investments identified above, as of October 31, 2024, the Corporation held \$89,276,000 uninvested as cash in various trust and other accounts.

Interest Rate Risk: As a means of limiting its exposure to fair value losses arising from rising interest rates, the Corporation's investment guidelines charge the Investment Committee with "... determining appropriate investment instruments ... based on... length of time funds are available for investment purposes..." among other factors. Thus, maturities are matched to the Corporation's liquidity needs. As part of the Corporation's investment policies, it looks to invest its bond and corporate related reserves in long-term securities that carry a higher yield, with the intent to hold the investments to maturity.

Credit Risk: The Corporation's investment guidelines and policies are designed to protect principal by limiting credit risk. This is accomplished by making decisions based on a review of ratings, collateral, and diversification requirements that vary according to the type of investment.

As of October 31, 2024, investments in Federal National Mortgage Association ("FNMA" or "Fannie Mae"), Federal Home Loan Mortgage Corporation ("FHLMC" or "Freddie Mac"), Federal Home Loan Bank ("FHLB") and Federal Farm Credit Bank ("FFCB") were rated by Standard & Poor's and/or

New York City Housing Development Corporation

Notes to the Financial Statements

October 31, 2024

Moody's Investors Service (Fannie Mae, Freddie Mac, FHLB and FFEB are collectively referred to as "Agency"). Standard & Poor's long-term and short-term ratings were AA+ and A-1+, respectively. Moody's long-term and short-term ratings for these Agencies were Aaa and P-1 respectively. Some investments were not rated. Investments in Fannie Mae, Freddie Mac, FHLB and FFEB are implicitly guaranteed by the U.S. government. They carry ratings equivalent to the credit ratings for the U.S. government. Some investments in these Agencies were not rated by Fitch Ratings. Of the Agency investments that were rated by Fitch Ratings, they carried ratings of AA+ for long-term and F1+ for short-term. Money market accounts and certificates of deposits are either backed by collateral held by the provider or municipal letters-of-credit provided by the Federal Home Loan Bank.

A small portion of HDC's investment portfolio consists of NYS/NYC municipal bonds. Standard & Poor's ratings for those investments ranged from AAA to AA-; Moody's ratings ranged from Aaa to Aa2 and Fitch ratings ranged from AAA to AA. Some investments were not rated. Money market, open time deposits and repurchase agreements in the form of OTDs are not rated; however, these investments are substantially collateralized by U.S. Treasury and/or Agency securities or Federal Home Loan Bank municipal letters-of-credit.

Custodial Credit Risk: For investments, custodial credit risk is the risk that in the event of the failure of the counterparty, the Corporation will not be able to recover the value of its investments or collateral securities that are in the possession of the outside party. Investment securities are exposed to custodial credit risk if the securities are uninsured, are not registered in the name of the Corporation, and are held by either the counterparty or the counterparty's trust department or agent but not in the name of the Corporation. The Corporation manages custodial credit risk by limiting its investments to highly rated institutions and/or requiring high quality collateral be held by the counterparty in the name of the Corporation.

As of October 31, 2024, repurchase agreements in the amount of \$273,540,000, demand accounts in the amount of \$2,593,073,000 and certificates of deposits in the amount of \$121,990,000 were collateralized by high quality instruments. The collateral consisted of U.S. Treasury Notes, U.S. Treasury Bills, Agency investments, FHLB municipal letters-of-credit, and letters-of-credits held by the Corporation's agent in the name of the Corporation.

For deposits, custodial credit risk is the risk that in the event of a bank failure the Corporation's deposit may not be returned to it. HDC bank deposits amounted to \$93,145,000 as of October 31, 2024, of which \$92,393,000 was uninsured by the Federal Deposit Insurance Corporation ("FDIC") and uncollateralized. Correspondingly, \$89,168,000 was secured in trust accounts, which are protected under state law and \$3,977,000 was held in demand deposit accounts ("DDA"). HDC limits its deposits to highly rated institutions, and such deposits are either in trust accounts or partially insured through the FDIC. The maximum coverage of \$250,000 is available to depositors under the FDIC's general deposit insurance limits. All the Corporation's funds held in the DDA are subject to this provision.

Concentration of Credit Risk: The Corporation follows its annually adopted investment guidelines in accordance with concentration limits and reviews its credit concentration monthly. The Corporation's Credit Risk Committee monitors concentration risk amongst issuers and reports regularly to the Board Members of the Corporation's Audit Committee.

New York City Housing Development Corporation
Notes to the Financial Statements
October 31, 2024

The following tables show issuers that represent 5% or more of total investments as of October 31, 2024 (in thousands):

Enterprise Fund - HDC and Component Units

Issuer	Dollar Amount	Percentage
FIILB	\$786,032	14.65%
FFCB	618,083	11.52
FHLMC	586,263	10.92
East West Bank (*)	492,831	9.18
Customers Bank (*)	400,911	7.47
Webster Bank(*)	395,129	7.36

**Note: Covered by FHLB municipal letters of credit collateral held by the Corporation.*

Fiduciary Funds

Issuer	Dollar Amount	Percentage
Dime Community Bank (*)	\$298,741	26.05%
Customers Bank (*)	188,321	16.42
Flagstar Bank (*)	109,061	9.51
Webster Bank(*)	106,261	9.26
FHLB	102,201	8.91
FIILMC	99,232	8.65
FFCB	92,791	8.09

**Note: Covered by FHLB municipal letters of credit collateral held by the Corporation.*

Note 4: Mortgage Loans

The Corporation had outstanding, under various loan programs, mortgage loans of \$25,409,939,000 as of October 31, 2024. Of the total loans outstanding above, \$453,891,000 of loans funded from corporate reserves were not restricted assets as they were not pledged to any specific bonds or under any bond resolutions. However, they are considered designated as defined under Note 20: "Net Position". The portion of mortgage loans that have not yet been advanced is recorded as investments and amounted to \$2,734,870,000 as of October 31, 2024 (see Note 17: "Commitments").

The Corporation issues bonds and notes to fund mortgage loans for multi-family residential developments. In a conduit bond financing, HDC assigns the mortgage loan to the credit enhancer that provides security for the bonds. Therefore the developer is not liable to HDC for the mortgage loan but to the letter of credit issuer. For reporting purposes under GAAP, HDC presents the conduit mortgage loans in a separate section.

New York City Housing Development Corporation
Notes to the Financial Statements
October 31, 2024

Changes in Mortgage Loans

The changes in Mortgage Loans are as follows:						
<i>(in thousands)</i>	Total Mortgage Loans	Loan Participation Receivable - The City of New York	Mortgage Loans (net)	Conduit Loans	Fiduciary Funds	Enterprise Filled-Mortgage Loans Net of Conduit & Fiduciary Funds
Mortgage Loans Outstanding at Beginning of the Year	\$22,912,954	\$432,591	\$22,480,363	\$2,662,669	\$689,790	\$19,127,904
Mortgage Advances	3,405,181	-	3,405,181	-	-	3,405,181
Other Additions*	75,322	-	75,322	-	16,482	58,840
Principal Collections	(550,939)	-	(550,939)	(41,677)	(225)	(509,037)
Discount/Premium Amortized	12	-	12	-	-	12
Mortgage Loans Outstanding at End of the Year	25,842,530	432,591	25,409,939	2,620,992	706,047	22,082,900
NYC Loan Participation Interest Receivable	18,959	18,959	-	-	-	-
Total	\$25,861,489	\$451,550	\$25,409,939	\$2,620,992	\$706,047	\$22,082,900

*Loan assignments and capitalized interest.

Of the mortgage loans outstanding as of October 31, 2024, \$706,047,000 was related to fiduciary funds.

(A) New York City Housing Development Corporation

(i) The HDC mortgage loans listed above were originally repayable over terms of 2 to 65 years and bear interest at rates from 0.15% to 10.36% per annum. Almost all mortgage loans receivable are collateralized by first or second mortgages on the property of the housing sponsors and contain exculpatory clauses with respect to the liability of the principals of such housing sponsors. The table above does not include loans which are not secured by mortgages, which include a military housing loan and a loan to NYCHA, each of which are secured by notes (see Note 5: "Notes Receivable"), and loans secured by GNMA certificates (see Note 2C: "Purpose Investments"). Of the total HDC mortgages, including those that are in the Mitchell-Lama programs held as of October 31, 2024, 54.1% are first mortgages and 45.9% are subordinate loans.

(ii) Of the total \$25,861,489,000 mortgage loans reported above, \$5,212,605,000 was related to mortgage loans made with funds received from HPD under Section 661 of the PHFL. When HDC and HPD co-lend on a project, HPD grants funds to HDC to fund their subordinate loan. HDC then makes the subordinate loan in its name co-terminus with the senior HDC loan.

(iii) Under the FFB program, the Corporation acts as servicer of the loans and receives the monthly mortgage payments from the borrower as per the schedule of the Certificates of Participation. The monthly loan principal and interest payment will be remitted to the FFB as per the schedule of the Certificates of

New York City Housing Development Corporation

Notes to the Financial Statements

October 31, 2024

Participation.

The mortgage loan participation program with the FFB had a payable balance of \$502,995,000 as of October 31, 2024. For more details on the loans included in the FFB Loan Participation program, see Note 11: "Bonds Payable and Debt Obligations".

(B) Housing Assistance Corporation

The Housing Assistance Corporation financed construction and capitalized interest costs for eight affordable housing projects during the period of 1986 to 1990. These loans, funded by the City, accrue interest at the rate of 0 - 1% per annum.

The cash flows from these loans were used to provide funding for City directed subsidy programs. Beginning in 2003, the cash flows from mortgage loan interest and the investment portfolio were not sufficient to meet the payment requirements for the subsidy program.

In order to continue to fund the City subsidy program for the project named Ruppert/Yorkville ("RY Subsidy Program") and to repay HDC for the obligations, HAC's Board Members approved the sale of the remaining five mortgage loans in the HAC loan portfolio to HDC at its meeting on September 19, 2017. The total outstanding balance on these loans at the time of the loan sale was \$32,400,000. The sale raised \$23,800,000 for HAC. This amount represented the discounted value of the future cash flow on the purchased loans. The sale proceeds were used to repay HDC for outstanding obligations and the remainder was used to provide funds for the RY Subsidy Program. In July 2024, the sale proceeds that were used to fund the RY Subsidy program were depleted. HDC's Board Members approved monthly fund transfers from the Corporation to HAC for an amount not to exceed \$3,400,000 in total to cover the shortfall of payments required through December 2025. As of October 31, 2024 \$463,000 has been transferred from the Corporation to HAC.

In fiscal year 2016, the City requested that the Corporation help facilitate the implementation of the new affordable housing regime for Stuyvesant Town-Peter Cooper Village. On December 15, 2015, HDC and Wells Fargo Bank entered into a Participation Agreement whereby HDC funded a \$143,236,000 subordinate loan to the purchasers of Stuyvesant Town-Peter Cooper Village. The Corporation executed this transaction through its subsidiary HAC. Pursuant to a memorandum of understanding with the City, HDC was to be reimbursed for this transaction and in fiscal year 2022, HDC received its final reimbursement from the City and was made whole. Under the memorandum of understanding, this subordinate loan bears no interest and is forgiven at the rate of 1/20 per annum over its 20-year term. Accordingly, \$7,162,000 of the Stuyvesant Town-Peter Cooper Village loan was forgiven in fiscal year 2024. This reduced the mortgage loan balance to \$85,941,000 as of October 31, 2024.

The total mortgage loan outstanding balance in HAC was \$86,332,000 as of October 31, 2024.

New York City Housing Development Corporation

Notes to the Financial Statements

October 31, 2024

Note 5: Notes Receivable

HDC has loans outstanding that are secured by notes and pledged revenues. Military Housing notes receivable of \$47,545,000 was received in connection with the 2004 Series A Class I & II Military Housing Revenue Bond (Fort Hamilton LLC Project) issuance. The notes are secured by pledged revenues of the development under a Master Trust Indenture. The interest rate on the mortgage loan is a blended rate of 6.32% which is equal to the bond interest rate. The interest on the mortgage is collected semi-annually on the debt service date. As of October 31, 2024, the outstanding Military Housing notes receivable was \$40,715,000.

During fiscal year 2022, notes receivable from NYCHA received in connection with the Corporation's 2013 Series A and the 2013 Series B Capital Fund Program Revenue Bonds were refunded upon the issuance of the 2022 Series A Capital Fund Program Revenue Bonds (the "2022 Series A Bonds") (see Note 11: Bonds Payable and Debt Obligations). As of October 31, 2024, the outstanding NYCHA notes receivable relating to the 2022 Series A Bonds was \$307,060,000.

The 2022 Series A notes receivable is secured by a first priority pledge of NYCHA's capital grant money provided by the United States Department of Housing and Urban Development ("HUD").

Note 6: Loan Participation Receivable for The City of New York

In fiscal year 2002 the Corporation acquired interests in two real estate mortgage investment trusts in connection with its housing activities. In addition, the Corporation entered into various agreements with the City whereby HDC sold bonds and used the bond proceeds to purchase from the City interests in various mortgage loans and pools of mortgage loans.

In each of fiscal years 2002 and 2003, HDC used bond proceeds from its Multi-Family Housing Revenue Bonds, 2002 Series D (the "2002 Series D Bonds"), and Multi-Family Housing Revenue Bonds, 2003 Series D (the "2003 Series D Bonds"), to purchase a subordinated position in a 100% participation interest in a portion of the cash flows from a pool of mortgage loans the City had previously securitized in 1996. This pool is known as the Sheridan Trust II and HDC's purchased asset is the Sheridan Trust II Class B Certificate. Upon completion of the 2003 transaction, HDC's participation interest included the City's total cash flow from the Sheridan Trust II. In September 2005, the senior lien interests were satisfied and HDC became the primary beneficiary of the Sheridan Trust II. At that time, therefore, the loan asset was added to HDC's Statement of Net Position and was valued at its principal amount.

In 2006, the Corporation issued its Multi-Family Housing Revenue Bonds 2006 Series A (the "2006 Series A Bonds"), which refinanced its 2002 Series D and 2003 Series D Bonds. On May 1, 2014, the 2006 Series A Bonds were fully redeemed. Simultaneously the Corporation issued the Multi-Family Housing Revenue Bonds, 2014 Series B-1 and 2014 Series B-2 (collectively, the "2014 Series B Bonds") to re-securitize the remaining underlying loan portfolio, which included the Sheridan Trust II Class B Certificate. At that time, the Sheridan Trust II had a balance of \$57,372,000. The Sheridan Trust II, along with the other remaining underlying loans under the 2006 Series A Bonds totaling \$246,698,000, were transferred to the 2014 Series B Bonds.

New York City Housing Development Corporation

Notes to the Financial Statements

October 31, 2024

In April 2018, the Corporation issued its Multi-Family Housing Revenue Bonds, 2018 Series B Bonds. The proceeds were used to purchase and securitize a 100% participation interest in various pools of City mortgage loans totaling \$671,611,000.

In October 2020, at the request of the City the Corporation purchased the City's residual interest in the Loan Participation Receivable related to the 2014 Series B and 2018 Series B Bonds mortgage portfolio including the Sheridan Trust II for a purchase price of \$40,000,000. The Loan Participation agreement was amended, and the amended agreement "eliminated the reversion of ownership of the mortgage portfolio under the agreement to the City" after the full repayment of the underlying 2014 Series B and 2018 Series B Bonds. As of the purchase date the amount of the participation interest of \$586,357,000 was reduced to offset against the Payable to the City.

As of October 31, 2024, the balance included under "Loan Participation Receivable - The City of New York" totaled \$451,550,000 is related to the Corporation's Mitchell-Lama loan participating program. "Loan Participation Receivable - The City of New York" are pledged to the associated bonds but revert to the City when such bonds are retired (see Note 13: "Payable to The City of New York and Mortgage Servicers").

Note 7: Other Receivables

Other receivables of \$28,811,000 represents mortgage related fees servicing fees receivable, Corporate Services Fund loans not secured by mortgages on the properties, mortgage interest related to NYS agencies, and servicing fees receivable on HPD loans serviced (but not owned) by HDC. There is \$5,000,000 related to a NYC Shelter Acquisition Fund under a contract with the Department of Homeless Services (DHS) to develop nonprofit owned shelters in NYC.

Under Fiduciary Funds, other receivables were \$26,278,000 as of October 31, 2024. This primarily consisted of deferred interest receivable and mortgage servicing fees billed for HPD serviced loans.

Note 8: Other Non-Current Assets

In October 2020, at the request of the City, the Corporation purchased the residual interest in the 2014 Series B and the 2018 Series B loan participation interest, for a purchase price of \$40 million. This amount represented the present value of future residual interest through the final bond maturity date, November 1, 2046, and will be amortized on a straight-line basis accordingly. During fiscal year 2024, \$1,564,000 of the purchase price was amortized and recorded as a non-operating expense. The unamortized value of the Deferred NYC Loan Participation Residual Interest was \$33,746,000 as of October 31, 2024.

New York City Housing Development Corporation
Notes to the Financial Statements
October 31, 2024

Note 9: Leases

Under GASB 87, *Leases*, the statement requires the present value of lease payments to be recognized as a lease liability and a right to use asset. As of October 31 2024 the balances of the lease asset and related lease liability were \$51,120,000 and \$58,602,000, respectively. The amortization of the lease asset was \$1 232,000, and the interest expense on the lease liability was \$4,750,000.

Leased Assets	Beginning Balance	Increases	Decreases	Ending Balance
Leased office space	\$69,526,000	\$ 150,000	(\$16,285,000)	\$53,391,000
Less: accumulated amortization for leased office space	(1,039,000)	(1,232,000)	-	(2,271,000)
Leased assets , net	\$68,487,000	(\$1,082,000)	(\$16,285,000)	\$51,120,000

Future minimum lease payments by the Corporation for the next five years and thereafter are as follows:

Future Minimum Lease Payment			
Year Ending Oct. 31	Principal Payments	Interest Payments	Total
2025*	\$61,000	\$320,000	\$381,000
2026	889,000	3,685,000	4,574,000
2027	1,164,000	3,410,000	4,574,000
2028	1,418,000	3,155,000	4,573,000
2029	1,654,000	2,920,000	4,574,000
2030 - 2034	12,364,000	12,734,000	25,098,000
2035 - 2039	18,243,000	9,586,000	27 829,000
2040 - 2044	23,414,000	7,146,000	30,560,000
2045 - 2049	28,006,000	5,285,000	33,291,000
2050 - 2054	32,140,000	3,882,000	36,022,000
2055 - 2055	6,124,000	572,000	6,696,000
Total	\$125,477,000	\$52,695,000	\$178,172,000

*Partially covered under the rent-free period.

New York City Housing Development Corporation
Notes to the Financial Statements
October 31, 2024

Note 10: Deferred Inflows/Outflows of Resources

(A) Interest Rate Caps

The Corporation uses interest rate caps to mitigate its exposure to rising interest rates on its variable rate debt.

As of October 31, 2024, the fair values of all the interest rate caps were:

Trade Date	Bonds	Current Notional Amount	Countellartv	Effective Date	Tennination Date	Cap Strike	Cap Ceili=	Fair Value at 10/31/24
11/29/2005	2008 Series K., as well as similar outstanding variable rate bonds	\$2 900 000	Goldman Sachs	12/2/2005	5/1/2027	7-35%	14_85%	\$66
11/29/2005	2008 Series K., as well as similar outstanding variable rate bonds	47 980 000	Goldman Sachs	12/2/2005	11/1/2032	7-35%	14_85%	124.518
10/23/2014	2014 Series B--2 , as well as similar outstanding variable rate bonds	50000 000	PNC	11/1/2014	11/1/2033	4_50%	7_50%	1199 814
Total Caps		\$100,880 000						\$1 324,398

(B) Interest Rate Swaps

HDC has entered certain interest rate swap contracts to manage the risk associated with the variable rate bonds in its portfolio.

In October 2024, HDC executed a forward starting interest rate swap agreement with Wells Fargo. The notional amount is \$75,000,000. HDC will pay 3.620% and will receive 100% of Secured Overnight Financing Rate (SOFR). The effective date is October 30, 2024, and the termination date is November 1, 2034.

As of October 31, 2024, the fair value balances of the interest rate swaps were recognized as assets and liabilities, offset by deferred inflows and outflows of resources. The fair value for the derivative instruments is the estimated exit price that assumes a transaction takes place in the market.

New York City Housing Development Corporation
Notes to the Financial Statements
October 31, 2024

The fair value recorded was derived from a third-party source as listed below as of October 31, 2024.

Trade Date	Counter Party	Description	Classification	Fair Value Ammmt	Classif-ication	Cunent Notional Amount
		Cash flow hedges:				
7/26/2016	Wells Fargo	Pay-Fixed interest rate swap	Defened Inflow	\$11,166,000	Debt	\$62,816,000
11/2/2016	PNC Bank	Pay-Fixed interest rate swap	Deferred Inflow	19,307,000	Debt	85,000,000
7/5/2017	Wells Fargo	Pay-Fixed interest rate swap	Defened Inflow	9,888,000	Debt	54,126,000
4/5/2018	PNC Bank	Pay-Fixed interest rate swap	Defened Inflow	10,339,000	Debt	100,000,000
8/10/2018	Wells Fargo	Pay-Fixed interest rate swap	Defened Inflow	5,231,000	Debt	65,275,000
8/10/2018	Wells Fargo	Pay-Fixed interest rate swap	Deferred Inflow	13,834,000	Debt	75,000,000
12/14/2018	Royal Bank Canada	Pay-Fixed interest rate swap	Defened Inflow	16,513,000	Debt	184,000,000
12/18/2018	Citibank	Pay-Fixed interest rate swap	Defened Inflow	13,482,000	Debt	98,895,000
12/19/2018	Citibank	Pay-Fixed interest rate swap	Defened Inflow	12,918,000	Debt	131,364,000
7/01/2021	Bank of New York Mellon	Pay-Fixed interest rate swan	Deferred Inflow	31,971 000	Debt	150,000,000
3/29/2022	PNC Bank	Pay-Fixed interest rate swan	Defened Inflow	23,050,000	Debt	100,000,000
6/6/2022	Bank of New York Mellon	Pay-Fixed interest rate swap	Deferred Inflow	4,165,000	Debt	50,000,000
6/7/2022	Royal Bank Canada	Pay-Fixed interest rate swap	Defened Inflow	15,306,000	Debt	150,000 000
12/7/2022	PNC Bank	Pay-Fixed interest rate swap	Deferred Inflow	5,701,000	Debt	78,720,000
6/8/2023	Bank of New York Mellon	Pay-Fixed interest rate swap	Defened Inflow	3,517,000	Debt	80,000,000
6/8/2023	PNC Bank	Pay-Fixed interest rate swap	Defened Inflow	1,811,000	Debt	50,000,000
10/27/2023	Wells Fargo	Pay-Fixed interest rate swap	Deferred Outflow	(6,613,000)	Debt	125,000,000
10/30/2024	Wells Fargo	Pay-Fixed interest rate swap	Defened Outflow	(211,000)	Debt	75 000,000
Total Swaps				\$191,375,000		\$1,715,196,000

As of October 31, 2024, the total fair value of the interest rate swaps amounted to \$191,375,000 and were valued using other significant observable inputs (Level 2 inputs).

New York City Housing Development Corporation
Notes to the Financial Statements
October 31, 2024

The following table displays the objectives and terms of HDC's interest rate swaps outstanding as of October 31, 2024.

Trade Date	Term	Objective	Current Notional Amount	Counterparty	Term	Effective Date	Termination Date	Counterparty Rating Moody's /S&P
7/26/2016	Pay-Fixed interest rate swap	Hedge of changes in cash flows for 2008-2018 Consolidated Series bond	\$62,816,000	Wells Fargo	Pay 2.0890%; receive 100% SOFR +0.26161% CXL-8/1/2036 (1)	8/1/2019	5/1/2047	Aa2/A+
11/2/2016	Pay-Fixed interest rate swap	Hedge of changes in cash flows for 2008-2018 Consolidated Series bond, as well as similar outstanding variable rate bonds	85,000,000	PNC Bank	Pay 1.9210%; receive 100% SOFR+0.26161% Ceilin!! (2) (3)	5/11/2018	11/1/2042	AZ/A
7/5/2017	Pay-Fixed interest rate swap	Hedge of changes in cash flows for 2008-2018 Consolidated Series bond	54,126,000	Wells Fargo	Pay 2.6910%; receive 100% SOFR + 0.26161% CXL-11/1/2036 (4)	2/11/2021	5/1/2050	Aa2/A+
4/5/2018	Pay-Fixed interest rate swap	Hedge of changes in cash flows for 2008-2018 Consolidated Series bond	100,000,000	PNC Bank	Pay 2.8909%; receive 100% SOFR +0.26161%; CXL-2/1/2039 (5)	2/1/2019	5/1/2046	AZ/A
8/10/2018	Pay-Fixed interest rate swap	Hedge of changes in cash flows for variable rate bonds	6,527,500	Wells Fargo	Pay 3.0220%; receive 100% SOFR 0.26161%	2/1/2019	2/1/2036	Aa2/A+
8/10/2018	Pay-Fixed interest rate swap	Hedge of changes in cash flows for variable rate SIFMA index bonds	7,500,000	Wells Fargo	Pay 2.3670%; receive 100% SIFMA; CXL-8/1/2039 (6)	5/1/2019	5/1/2059	Aa2/A+
12/14/2018	Pay-Fixed interest rate swap	Hedge of changes in cash flow for outstanding variable rate bonds	184,000,000	Royal Bank Canada	Pay 2.2400%; receive 77.5% SOFR+0.088722% CXL-12/1/2045 (7)	5/1/2024	5/1/2050	Aa1/AA-
12/18/2018	Pay-Fixed interest rate swap	Hedge of changes in cash flows for outstanding variable rate bonds	9,889,500	Citibank	Pay 2.1934%; receive 77.5% SOFR+0.088722% CXL-12/1/2043 (8)	7/1/2022	5/1/2051	Aa3/A+
12/19/2018	Pay-Fixed interest rate swap	Hedge of changes in cash flows for outstanding variable rate bonds	131,364,000	Citibank	Pay 2.9563%; receive 100% SOFR+0.26161%	1/1/2021	11/1/2038	Aa3/A+
7/1/2021	Pay-Fixed interest rate swap	Hedge of changes in cashflows for variable rate bonds 2020 Series I-3 and 2021 Series F-3	150,000,000	Bank of New York Mellon	Pay 1.7365% receive 100% SIFMA	7/1/2025	7/1/2045	Aa1/AA-
3/29/2022	Pay-Fixed interest rate swap	Hedge future F11LB bonds or existing unhedged bonds	100,000,000	PNC Bank	Pay 1.9000%; receive 100% SOFR (9)	11/1/2024	5/1/2052	AZ/A
6/6/2022	Pay-Fixed interest rate swap	Hedge of changes in cashflows for 2022 Series C-3 and other variable rate bonds	50,000,000	Bank of New York Mellon	Pay 2.2260% receive 75% SOFR	12/1/2022	12/1/2042	Aa1/AA-
6/7/2022	Pay-Fixed interest rate swap	Hedge of changes in cashflows for 2022 Series C-3 and 2022 Series D	150,000,000	Royal Bank Canada	Pay 2.7670%; receive 100% SOFR (10)	12/1/2022	11/1/2042	Aa1/AA-

New York City Housing Development Corporation
Notes to the Financial Statements
October 31, 2024

Trade Date	Type	Objective	Current Notional Amount	Counterparty	Term	Effective Date	Termination Date	Counterparty Rating Moody's /S&P
12/7/2022	Pay-Fixed interest rate swap	Hedge of changes in cashflows for 2022 Series F-3	78,720,000	PNC Bank	Pay 2.3090%; receive 75% SOFR	12/15/2022	12/1/2042	A2JA
6/8/2023	Pay-Fixed interest rate swap	Hedge of changes in cash flows for 2023 Series A-3	80,000,000	PNC Bank	Pay 2.5885%; receive 70% SOFR	6/9/2023	11/1/2053	A2JA
6/8/2023	Pay-Fixed interest rate swap	Hedge of changes in cash flows for 2023 Series C	5,000,000	Bank of New York Mellon	Pay 2.3992% receive 70% SOFR	6/20/2023	11/1/2043	Aa1/AA-
10/27/2023	Pay-Fixed interest rate swap	Hedge of changes in cash flows for 2023 Series C	125,000,000	Well Fargo	Pay 4.3450% receive 100% SOFR (11)	10/27/2023	11/1/2033	Aa2/A+
10/30/2024	Pay-Fixed interest rate swap	Hedge of changes in cash flows for 2024 Series E	75,000,000	Well Fargo	Pay 3.6200% receive 100% SOFR (02)	10/30/2024	11/1/2034	Aa2/A+
Total Swaps			\$1715,196,000					

- 1) Modified on 6/17/20 to push out option exercise date from 8/1/31 to 8/1/36.
- 2) Modified on 6/11/20 to push out amortization and maturity from 11/1/35 to 11/1/42 (excluding cap component).
- 3) Floating leg has 3M LIBOR rate ceiling of 7.50% which expires on 11/1/35.
- 4) Modified on 6/18/20 to push out amortization and maturity from 5/1/48 to 5/1/50, and option exercise date from 2/1/33 to 11/1/36.
- 5) Modified on 7/9/20 to push out option exercise date from 2/1/34 to 2/1/39.
- 6) Modified on 8/15/19 to push out amortization and maturity from 11/1/43 to 5/1/59, and option exercise date from 5/1/34 to 8/1/39.
- 7) Modified on 6/18/20 to push out option exercise date from 12/1/38 to 12/1/45.
- 8) Modified on 7/16/20 to push out option exercise date from 12/1/38 to 12/1/43.
- 9) Floating leg has 100% SOFR rate ceiling of 7.50% which expires on 5/1/52.
- 10) Floating leg has 100% SOFR rate ceiling of 7.50% which expires on 11/1/2042.
- 11) Floating leg has 100% SOFR rate ceiling of 8.50% which expires on 11/1/2033.
- 12) Floating leg has 100% SOFR rate ceiling of 7.50% which expires on 11/1/2034.

Credit Risk: HDC is exposed to the credit risk of its counterparties on hedging derivative instruments. To mitigate this risk, HDC requires collateral to be posted by the counterparty if their credit rating falls below the threshold defined as A1/A+ for Bank of New York Mellon, Citibank, and PNC, as well as A2/A for RBC and Wells Fargo. Given the portfolio summary as of October 31, 2024, Citibank and PNC fell below this threshold, and therefore collateral was posted.

Termination Risk: HDC or the counterparty may terminate the swap if the other party fails to perform under the terms of the contract. If at the time of termination, the fair value of the swap is negative, HDC would be liable to the counterparty for a payment equal to the fair value of the instrument. To mitigate termination risk, the swap agreement provides that the counterparty may only terminate the swap if HDC's rating falls below investment grade, defined as Baa2/BBB for Bank of New York Mellon, RBC, and Wells Fargo, as well as Baa3/BBB- for Citibank and PNC. HDC's current ratings remain above investment grade, at Aa2 (Moody's) and AA (S&P), ensuring the continuation of swap agreements without termination concerns.

Interest Rate Risk: HDC is exposed to interest rate risk on the pay-fixed, receive -variable interest rate swaps. As the variable rate increases or decreases, HDC's net payments on such swaps change accordingly.

New York City Housing Development Corporation

Notes to the Financial Statements

October 31, 2024

Basis Risk: HDC is exposed to basis risk on its pay-fixed interest rate swaps because the variable-rate payments received by HDC on these derivative instruments are on a rate other than rates HDC pays on its hedged variable-rate debt. Under the terms of its fixed rate swap transactions, HDC pays a variable rate on its bonds based on the Securities Industry and Financial Markets Association (SIFMA) and U.S. Treasury but generally receives a variable rate on the swaps based on a percentage of SOFR plus basis points.

Rollover Risk: HDC is exposed to rollover risk on hedging derivative instruments should a termination event occur prior to the maturity of the hedged debt.

(CJ) Deferred Loss on Early Retirement of Debt

On September 10, 2013, the 2005 Series A Capital Fund Program Revenue Bonds (NYCHA) were retired through an advance refunding and the Corporation incurred a loss in the amount of \$8,958,000 which will be amortized over the shorter of the life of the old bonds or the new bonds. As of October 31, 2024, the balance of the unamortized deferred loss on early retirement of debt was \$2,893,000. Since the adoption of GASB 91, this is now excluded from the Enterprise Fund financial statements and is part of the conduit bond reporting.

(DJ) Pension

As of October 31, 2024, the Corporation's pension contribution after the measurement date was \$2,895,000. The Corporation recorded a net decrease in Deferred Outflows of Resources in the amount of \$1,177,000 (as per New York City Employees' Retirement System ("NYCERS") pension report).

This amount represents the net difference between expected and actual experience, the change in assumptions, changes in proportionate share and the net difference between projected and actual investment earnings on pension plan investments. The outstanding balance of Deferred Outflows of Resources was \$5,239,000 as of October 31, 2024.

The Corporation recorded a net decrease in Deferred Inflows of Resources related to pensions in the amount of \$232,000. This amount represents the net difference between expected and actual experience, the change in assumptions, changes in proportionate share and the net difference between projected and actual investment earnings on pension plan investments. The outstanding balance of Deferred Inflows of Resources was \$159,000 as of October 31, 2024.

(E) OPEB

As of November 1, 2016 HDC adopted GASB Statement No. 75, *Accounting and Financial Reporting for Postemployment Benefits Other Than Pensions*. HDC reported Deferred Outflows of Resources of \$1,606,000 and Deferred Inflows of Resources of \$13,677,000 related to OPEB as of October 31, 2024 (see Note 15: "Postemployment Benefits Other Than Pensions" for more details).

New York City Housing Development Corporation

Notes to the Financial Statements

October 31, 2024

Note 11: Bonds Payable and Debt Obligations

The Corporation's authority to issue bonds and notes for any corporate purpose is limited by the Act to the extent that (i) the aggregate principal amount outstanding may not exceed \$19.0 billion, exclusive of refunding bonds or notes, and (ii) the maximum Capital Reserve Fund requirement may not exceed \$85 million. No bonds are currently subjected to the Capital Reserve Fund requirement. These limits may be changed from time to time through State legislation. During the year ended October 31, 2024, the statutory debt limit on the aggregate principal amount outstanding remains unchanged at \$19.0 billion.

Enterprise Fund Bond Programs

The Corporation issues bonds and notes to fund mortgage loans for multi-family residential developments under the bond programs described below. In fiscal year 2022, the Corporation adopted GASB 91 and, as such, the Conduit Fund Bond Programs are now reported separately. As of October 31, 2024, the Corporation had bonds outstanding in the Enterprise Fund bond programs in the aggregate principal amount of \$14,023,090,000.

All the bonds are separately secured, except for the bonds issued under the General Resolution which are equally and ratably secured by the assets pledged under the General Resolution (see "A. Housing Revenue Bond Program" below). None of the bonds under the bond programs described in "B. Pass-Through Revenue Bond Program" and "C. Housing Impact Bond Program" provide security under the General Resolution and none of the bonds under these programs are secured by the General Resolution.

A. Housing Revenue Bond Program Under its Housing Revenue Bond Program, the Corporation may issue bonds payable solely from and secured by the assets held under its General Resolution which include a pool of mortgage loans, some of which are construction loans (which pool contains FHA-insured mortgage loans, REMIC-insured mortgage loans, State of New York Mortgage Agency ("SONYMA") insured mortgage loans, GNMA mortgage-backed securities, other mortgage loans and participation interests in mortgage loans), the revenues received on account of all such loans and securities, and other assets pledged under such resolution and any supplemental resolution for a particular series of bonds. Certain of the projects, which secure a portion of the mortgage loans, receive the benefits of subsidy payments.

B. Pass-Through Revenue Bond Program Under this program, the Corporation has issued bonds to finance loans evidenced by a note and secured by a mortgage of privately-owned multi-family housing. All repayments and prepayments derived from the associated mortgage loans, including a payment of insurance, if any, are passed through to the bondholder to redeem the bonds on a monthly basis.

C. Housing Impact Bond Program Under this program, the Corporation has issued bonds to finance mortgage loans for public housing developments under the City's "Permanent Affordability Commitment Together" ("PACT") Program. Under the Housing Impact Bond Program, the Corporation has issued tax-exempt and taxable bonds for NYCHA-owned public housing developments receiving financing through the PACT Program so that they may be preserved, rehabilitated and improved. Under the PACT Program, the developments are converted from public housing to Section 8 assisted housing. NYCHA leases the developments to for-profit and/or not-for-profit mortgageors in order to provide for the ownership, financing, and rehabilitation of the developments.

New York City Housing Development Corporation

Notes to the Financial Statements

October 31, 2024

Conduit Fund Bond Programs

HDC's conduit debt is usually issued for a stand-alone development with a third party guaranteeing the obligation. In a conduit bond program, the developer is not liable to HDC for the mortgage loan but to a letter of credit issuer. HDC bears no direct risk on the bonds since most of the conduit debt is enhanced by a direct pay letter of credit, with Fannie Mae and Freddie Mac as the largest providers. Also included in HDC's conduit debt are the Military Housing Bonds and the NYCHA Capital Fund Bonds with their note payables secured by the pledged revenues of the development under a Master Trust Indenture and the priority pledge of NYCHA's capital grant money provided by HUD, respectively. For reporting purposes HDC presents the bonds payable in two separate sections the HDC Enterprise Fund bonds and the Conduit bonds.

A. Multi-Family Mortgage Revenue Bond Program The Corporation established its Multi-Family Program to develop privately-owned multi-family housing, all or a portion of which is reserved for low-income tenants. The following describes the Corporation's activities under its Multi-Family Program.

(1) Rental Projects- Fannie Mae or Freddie Mac Enhanced: The Corporation has issued tax-exempt and/or taxable bonds which either (i) are secured by mortgage loan payments, which payments are secured by obligations of Fannie Mae under various collateral agreements, (ii) are secured by a Direct Pay Credit Enhancement Instrument issued by Fannie Mae or (iii) are secured by a Direct Pay Credit Enhancement Agreement with Freddie Mac.

(2) Rental Projects; Letter of Credit Enhanced: The Corporation has issued tax-exempt and/or taxable bonds to finance a number of mixed income projects and entirely low-income projects, which bonds are secured by letters of credit issued by investment-grade rated commercial lending institutions.

(3) Residential Housing; Credit Enhanced: The Corporation has issued bonds to provide financing for residential facilities for hospital staff and for post-secondary students, faculty and staff, which bonds are secured by letters of credit or bond insurance issued by investment-grade rated institutions.

(4) Rental Projects; Not Rated: The Corporation has issued bonds and obligations to provide financing for rental projects, which bonds and obligations are not rated by a rating agency and were not publicly offered.

(5) Commercial Mortgage-Backed Security Program: Under this program, the Corporation has issued bonds structured as commercial mortgage-backed securities to refinance a multi-family housing development.

B. Military Housing Revenue Bond Program Under this program, the Corporation has issued taxable obligations in order to fund a portion of the cost of the design, demolition, renovation, construction and operation of housing units in residential family housing areas located at Fort Hamilton.

C. Liberty Bond Program In accordance with Section 301 of the Job Creation and Worker Assistance Act of 2002, the Corporation has issued tax-exempt and taxable bonds, each secured by a letter of credit to finance the development of multi-family housing within an area of lower Manhattan designated in such legislation as the "Liberty Zone".

New York City Housing Development Corporation
Notes to the Financial Statements
October 31, 2024

D. Capital Fund Revenue Bond Program Under this program, the Corporation has issued tax-exempt obligations in order to assist NYCHA with the execution of a multi-year construction initiative that addressed critical capital improvement needs of their aging housing portfolio.

Changes in Enterprise Fund Bonds Payable:
(in thousands)

The summary of changes in Bonds Payable was as follows:

<u>Bonds Payable outstanding at beginning of the year</u>	\$12,619,731
Bonds Issued	1,791,440
Bond Principal Retired	(385,136)
Net Premium/Discount on Bonds Payable	<u>(703)</u>
<u>Bonds Payable outstanding at end of the year</u>	<u>\$14,025,332</u>

Details of changes in HDC bonds payable in the Enterprise Fund for the year ended October 31, 2024 were as follows:

Description of Bonds as Issued	Balance at the beginning of the year	Issued	Retired	Balance at the end of the year
<i>(in thousands)</i>				
HOUSING REVENUE BOND PROGRAM:				
<i>Multi -Family Mortgage Revenue Bonds Under the Corporation's General Resolution, assets pledged to bondholders in a pool of mortgage loans.</i>				
1998 Series A (Federally Taxable)- 6.84% Fixed Rate Term Bonds due 2030	\$100	\$-	\$-	\$100
1998 Series B - 3.75% to 5.25% Fixed Rate Serial and Term Bonds due 2031	100	-	-	100
1999 Series C (AMT) - 4.40% to 5.70% Fixed Rate Serial and Term Bonds due 2031	85	-	(10)	75
1999 Series E - 4.40% to 6.25% Fixed Rate Serial and Term Bonds due 2036	100	-	-	100

New York City Housing Development Corporation
Notes to the Financial Statements
October 31, 2024

Description of Bonds as Issued	Balance at the beginning of the year	Issued	Retired	Balance at the end of the year
<i>(in thousands)</i>				
2002 Series C (Federally Taxable) - 5.64% to 5.79% Index Floating Rate Term Bonds due 2034	30,450	-	(1,920)	28,530
2003 Series B-2 (AMT) - 2.00% to 4.60% Fixed Rate Serial and Term Bonds due 2036	100	-	-	100
2006 Series J-1 - 3.50% Term Rate Tenn Bonds due 2046	99,030	-	(235)	98,795
2007 Series A (Federally Taxable) - 5.26% to 5.52% Fixed Rate Tenn Bonds due 2041	20,380	-	(640)	19,740
2008 Series E (Federally Taxable) - 5.64% to 5.79% Index Floating Rate Term Bonds due 2037	74,420	-	(2,980)	71,440
2008 Series F (Federally Taxable) - 5.64% to 5.79% Index Floating Rate Tenn Bonds due 2041	64,025	-	(1,865)	62,160
2012 Series L-2-A - 0.30% to 4.00% Fixed Rate Serial and Term Bonds due 2044	72,750	-	(1,670)	71,080
2012 Series L-2-B (AMT) - 2.30% to 3.60% Fixed Rate Serial and Term Bonds due 2026	860	-	(290)	570
2012 Series M-2 - 1.10% to 4.00% Fixed Rate Serial and Term Bonds due 2047	8,480	-	(220)	8,260
2012 Series M-3 - 1.40% to 4.65% Fixed Rate Serial and Term Bonds due 2047	9,170	-	(235)	8,935
2013 Series B-1-A - 1.10% to 4.60% Fixed Rate Term Bonds due 2045	29,500	-	-	29,500
2013 Series B-1-B - 0.35% to 4.60% Fixed Rate Serial and Term Bonds due 2045	620	-	(410)	210

New York City Housing Development Corporation
Notes to the Financial Statements
October 31, 2024

Description of Bonds as Issued	Balance at the beginning of the year	Issued	Retired	Balance at the end of the year
<i>(in thousands)</i>				
2013 Series D-1 (Federally Taxable) - 0.70% to 3.78% Fixed Rate Serial and Tenn Bonds due 2028	17,120	-	(3,090)	14,030
2013 Series E-1-C - 0.75% to 4.95% Fixed Rate Term Bonds due 2046	16,695	-	-	16,695
2013 Series F-1 - 1.25% to 4.50% Fixed Rate Serial and Term Bonds due 2047	26,575	-	(485)	26,090
2014 Series A - 0.20% to 4.35% Fixed Rate Serial and Term Bonds due 2044	6,130	-	(110)	6,020
2014 Series C-1-A - 0.70% to 4.30% Fixed Rate Serial and Term Bonds due 2047	87,015	-	(2,085)	84,930
2014 Series C-1-C - 1.10% to 4.00% Fixed Rate Serial and Term Bonds due 2047	11,175	-	(270)	10,905
2014 Series D-1 (Federally Taxable) - 0.40% to 4.10% Fixed Rate Serial and Term Bonds due 2027	4,050	-	(2,685)	1,365
2014 Series E - 2.90% to 3.75% Fixed Rate Serial and Term Bonds due 2035	27,195	-	-	27,195
2014 Series G-1 - 0.20% to 4.00% Fixed Rate Serial and Term Bonds due 2048	187,160	-	(4,315)	182,845
2014 Series G-2 - 0.25% to 4.00% Fixed Rate Serial and Term Bonds due 2048	3,005	-	(75)	2,930
2014 Series H-1 (Federally Taxable) - 0.76% to 4.32% Fixed Rate Serial and Tenn Bonds due 2035	22,860	-	(3,130)	19,730
2015 Series A-1 - 0.70% to 4.00% Fixed Rate Serial and Tenn Bonds due 2048	8,910	-	(150)	8,760

New York City Housing Development Corporation
Notes to the Financial Statements
October 31, 2024

Description of Bonds as Issued	Balance at the beginning of the year	Issued	Retired	Balance at the end of the year
<i>(in thousands)</i>				
2015 Series A-2 - 2.25% to 3.75% Fixed Rate Serial and Tenn Bonds due 2035	2,050	-	(115)	1,935
2015 Series B-1 (Federally Taxable)- 0.60% to 3.53% Fixed Rate Serial Bonds due 2027	8,665	-	(2,155)	6,510
2015 Series D-1-A - 1.30% to 4.35% Fixed Rate Serial and Term Bonds due 2048	58,585	-	(1,220)	57,365
2015 Series D-1-B - 0.85% to 4.35% Fixed Rate Serial and Term Bonds due 2048	126,660	-	(2,470)	124,190
2015 Series D-2 - 0.45% to 4.00% Fixed Rate Serial and Term Bonds due 2035	31,825	-	(4,415)	27,410
2015 Series E-1 - 0.30% to 4.05% Fixed Rate Serial and Term Bonds due 2047	31,295	-	(710)	30,585
2015 Series E-2 - 0.30% to 3.75% Fixed Rate Serial and Term Bonds due 2035	2,195	-	(795)	1,400
2015 Series G-1 (SNB) - 0.30% to 3.95% Fixed Rate Serial and Term Bonds due 2049	49,875	-	(1,190)	48,685
2015 Series G-2 (SNB) - 1.45% to 3.95% Fixed Rate Serial and Term Bonds due 2049	30,535	-	(660)	29,875
2015 Series H (SNB) - 2.95% Term Rate Tenn Bonds due 2026	136,470	-	-	136,470
2015 Series I (SNB) - 2.95% Tenn Rate Tenn Bonds due 2026	60,860	-	-	60,860
2016 Series A (SNB) - 0.35% to 3.75% Fixed Rate Serial and Tenn Bonds due 2047	34,050	-	(750)	33,300

New York City Housing Development Corporation
Notes to the Financial Statements
October 31, 2024

Description of Bonds as Issued	Balance at the beginning of the year	Issued	Retired	Balance at the end of the year
<i>(in thousands)</i>				
2016 Series D (SNB) - 0.50% to 3.75% Fixed Rate Serial and Term Bonds due 2047	44,620	-	(1,650)	42,970
2016 Series C-1-A (SNB) - 1.20% to 3.45% Fixed Rate Serial and Term Bonds due 2050	78,190	-	(2,000)	76,190
2016 Series C-1-B (SNB) - 1.38% to 3.40% Fixed Rate Term Bonds due 2047	20,520	-	-	20,520
2016 Series E-1-A (SNB) - 0.40% to 5.00% Fixed Rate Serial and Term Bonds due 2047	42,760	-	(2,835)	39,925
2016 Series E-1-B (SNB) - 1.30% to 3.40% Fixed Rate Term Bonds due 2047	37,855	-	-	37,855
2016 Series F-1-A (SNB) - 1.95% to 3.37% Fixed Rate Serial and Term Bonds due 2051	12,275	-	-	12,275
2016 Series F-1-B (SNB) - 2.75% to 3.15% Fixed Rate Term Bonds due 2041	10,185	-	-	10,185
2016 Series G-1 (Federally Taxable) (SNB) - 0.85% to 2.82% Fixed Rate Serial Bonds due 2027	5,400	-	(1,100)	4,300
2016 Series I-1-A (SNB) - 1.80% to 4.30% Fixed Rate Serial and Term Bonds due 2050	104,375	-	(2,510)	101,865
2016 Series I-1-B (SNB) - 3.60% to 4.30% Fixed Rate Term Bonds due 2050	36,300	-	-	36,300
2016 Series J-1 (Federally Taxable) (SDB) - 6.16% to 6.37% Index Floating Rate Term Bonds due 2052	158,000	-	(615)	157,385

New York City Housing Development Corporation
Notes to the Financial Statements
October 31, 2024

Description of Bonds as Issued	Balance at the beginning of the year	Issued	Retired	Balance at the end of the year
<i>(in thousands)</i>				
2017 Series A-1-A (SNB) - 1.45% to 4.05% Fixed Rate Serial and Term Bonds due 2052	48,535	-	(1,060)	47,475
2017 Series A-1-B (SNB) - 3.80% to 4.05% Fixed Rate Term Bonds due 2052	11,165	-	-	11,165
2017 Series B-1 (Federally Taxable) (SNB) - 1.60% to 3.81% Fixed Rate Serial and Term Bonds due 2029	13,375	-	(2,205)	11,170
2017 Series C-1 (SNB) - 1.20% to 3.85% Fixed Rate Serial and Term Bonds due 2057	135,075	-	(2,010)	133,065
2017 Series E-1 (SNB) - 1.50% to 3.55% Fixed Rate Serial and Term Bonds due 2043	54,240	-	(4,590)	49,650
2017 Series E-2 (SNB) - 1.20% to 3.35% Fixed Rate Serial and Term Bonds due 2036	1,310	-	-	1,310
2017 Series G-1 (SNB) - 1.15% to 3.85% Fixed Rate Serial and Term Bonds due 2057	186,280	-	(3,535)	182,745
2018 Series A-1 (SNB) - 1.55% to 3.90% Fixed Rate Serial and Term Bonds due 2048	46,845	-	(980)	45,865
2018 Series B-1 (Federally Taxable) (SNB) - 2.32% to 3.65% Fixed Rate Serial Bonds due 2028	46,520	-	(12,990)	33,530
2018 Series C-1-A (SNB) - 2.10% to 4.13% Fixed Rate Serial and Term Bonds due 2058	218,560	-	(6,370)	212,190
2018 Series C-1-B (SNB) - 3.70% to 4.00% Fixed Rate Term Bonds due 2053	156,550	-	-	156,550

New York City Housing Development Corporation
Notes to the Financial Statements
October 31, 2024

Description of Bonds as Issued	Balance at the beginning of the year	Issued	Retired	Balance at the end of the year
<i>(in thousands)</i>				
2018 Series D (Federally Taxable) (SNB) - 3.26% to 4.10% Fixed Rate Serial and Term Bonds due 2038	50,355	-	(4,095)	46,260
2018 Series E-1 (Draper Hall) - 1.25% to 4.00% Fixed Rate Serial and Term Bonds due 2048	15,220	-	(420)	14,800
2018 Series F (SNB) - 3.20% to 3.80% Fixed Rate Serial and Term Bonds due 2047	11,060	-	-	11,060
2018 Series E-2 (Stanley Commons) - 1.25% to 4.00% Fixed Rate Serial and Term Bonds due 2048	7,925	-	(220)	7,705
2018 Series H (SNB) - 4.00% to 4.05% Fixed Rate Term Bonds due 2048	84,765	-	-	84,765
2018 Series I (Federally Taxable) (SNB) - 3.22% to 4.48% Fixed Rate Serial and Term Bonds due 2038	20,805	-	(5,925)	14,880
2018 Series N (Federally Taxable) (Avalon Morningside Apartments) - 3.95% Term Rate Term Bonds due 2046	12,500	-	-	12,500
2018 Series E-3 (3475 Third Avenue - La Casa del Mundo) - 1.65% to 4.35% Fixed Rate Serial and Term Bonds due 2048	5,285	-	(115)	5,170
2018 Series E-4 (MHANY) - 1.30% to 4.05% Fixed Rate Serial and Term Bonds due 2049	4,645	-	(100)	4,545
2018 Series K (SNB) - 1.75% to 4.20% Fixed Rate Serial and Term Bonds due 2058	204,145	-	(2,610)	201,535
2018 Series L-1 (SDB) - 1.93% to 4.58% Variable Rate Term Bonds due 2050	125,000	-	(9,000)	116,000

New York City Housing Development Corporation
Notes to the Financial Statements
October 31, 2024

Description of Bonds as Issued	Balance at the beginning of the year	Issued	Retired	Balance at the end of the year
<i>(in thousands)</i>				
2018 Series L-2 (SNB) - 1.85% to 4.70% Variable Rate Term Bonds due 2050	58,100	-	-	58,100
2019 Series A-1 (SNB) - 4.15% to 4.25% Fixed Rate Term Bonds due 2043	77,570	-	-	77,570
2019 Series A-2 (SNB) - 3.90% Fixed Rate Term Bonds due 2033	22,820	-	-	22,820
2019 Series A-3-A (SNB) - 1.50% to 3.95% Fixed Rate Serial and Term Bonds due 2049	85,155	-	(6,745)	78,410
2019 Series A-3-B (SNB) - 3.90% to 4.05% Fixed Rate Term Bonds due 2054	35,100	-	-	35,100
2019 Series A-4 (SNB) - 1.90% to 4.55% Variable Rate Term Bonds due 2058	30,000	-	-	30,000
2019 Series B-1-A (SNB) - 1.40% to 3.85% Fixed Rate Serial and Term Bonds due 2058	101,895	-	(1,820)	100,075
2019 Series B-1-B (SNB) - 3.40% to 3.75% Fixed Rate Term Bonds due 2054	29,560	-	-	29,560
2019 Series D-1 (Prospect Plaza III) - 1.30% to 3.80% Fixed Rate Serial and Term Bonds due 2049	6,890	-	(150)	6,740
2019 Series E-1 (SNB) - 1.45% to 3.45% Fixed Rate Serial and Term Bonds due 2059	315,920	-	(1,760)	314,160
2019 Series E-3 (SNB) - 2.00% to 4.52% Variable Rate Term Bonds due 2059	45,000	-	-	45,000

New York City Housing Development Corporation
Notes to the Financial Statements
October 31, 2024

Description of Bonds as Issued	Balance at the beginning of the year	Issued	Retired	Balance at the end of the year
<i>(in thousands)</i>				
2019 Series F (Federally Taxable) (SNB) - 2.02% to 3.77% Fixed Rate Serial and Term Bonds due 2044	152,440	-	(12,800)	139,640
2019 Series G-1-A (SNB) - 1.10% to 2.25% Fixed Rate Serial Bonds due 2031	48,005	-	(9,880)	38,125
2019 Series G-1-B (SNB) - 2.55% to 3.05% Fixed Rate Term Bonds due 2050	93,510	-	-	93,510
2019 Series G-2 (AMT) (SNB) - 1.75% to 2.10% Fixed Rate Serial Bonds due 2027	8,460	-	(2,030)	6,430
2019 Series J (SNB) - 1.25% to 3.35% Fixed Rate Serial and Term Bonds due 2065	214,840	-	(5,495)	209,345
2019 Series L (Federally Taxable) (SNB) - 1.83% to 3.74% Fixed Rate Serial and Term Bonds due 2055	66,585	-	(2,595)	63,990
2020 Series A-1-A (SNB) - 0.75% to 2.90% Fixed Rate Serial and Term Bonds due 2059	16,365	-	(3,500)	12,865
2020 Series A-2 (SNB) - 1.10% Fixed Rate Term Bonds due 2059	22,495	-	(22,495)	-
2020 Series A-1-B (SNB) - 0.90% to 5.00% Fixed Rate Serial and Term Bonds due 2045	25,715	-	(200)	25,515
2020 Series A-1-C (SNB) - 2.35% to 3.00% Fixed Rate Term Bonds due 2055	133,745	-	-	133,745
2020 Series A-3 (SNB) - 1.13% Fixed Rate Term Bonds due 2060	99,370	-	(99,370)	-
2020 Series C (One Flushing) - 2.10% to 4.40% Fixed Rate Term Bonds due 2055	41,230	-	(655)	40,575

New York City Housing Development Corporation
Notes to the Financial Statements
October 31, 2024

Description of Bonds as Issued	Balance at the beginning of the year	Issued	Retired	Balance at the end of the year
<i>(in thousands)</i>				
2020 Series D-1-A (SNB) - 0.15% to 2.30% Fixed Rate Serial and Term Bonds due 2045	38,335	-	(2,330)	36,005
2020 Series D-1-B (SNB) - 2.00% to 2.50% Fixed Rate Term Bonds due 2055	120,710	-	-	120,710
2020 Series D-2 (SNB) - 0.70% Fixed Rate Term Bonds due 2060	25,000	-	(25,000)	-
2020 Series E (AMT) (SNB) - 2.03% to 4.55% Variable Rate Term Bonds due 2050	11,510	-	-	11,510
2020 Series F-1 (Federally Taxable) (SNB) - 1.45% to 3.10% Fixed Rate Serial and Term Bonds due 2045	72,500	-	-	72,500
2020 Series F-2 (Federally Taxable) (SNB) - 4.85% to 5.35% Variable Rate Term Bonds due 2060	38,490	-	-	38,490
2020 Series H (SNB) - 1.85% to 2.75% Fixed Rate Serial and Term Bonds due 2060	64,035	-	-	64,035
2020 Series I-1 (SDB) - 0.50% to 2.80% Fixed Rate Serial and Term Bonds due 2060	315,345	-	-	315,345
2020 Series I-2 (SDB) - 0.70% Fixed Rate Term Bonds due 2060	137,605	-	-	137,605
2020 Series I-3 (SDB) - 1.85% to 4.70% Variable Rate Term Bonds due 2060	80,000	-	-	80,000
2021 Series A-1 (SDB) - 0.90% to 2.45% Fixed Rate Serial and Term Bonds due 2041	90,955	-	-	90,955

New York City Housing Development Corporation
Notes to the Financial Statements
October 31, 2024

Description of Bonds as Issued	Balance at the beginning of the year	Issued	Retired	Balance at the end of the year
<i>(in thousands)</i>				
2021 Series A-2 (AMT) (SDB) - 0.90% to 1.15% Fixed Rate Serial Bonds due 2026	9,190	-	-	9,190
2021 Series B (Federally Taxable) (SDB) - 0.52% to 3.05% Fixed Rate Serial and Term Bonds due 2046	212,000	-	-	212,000
2021 Series C-1 (SDB) - 0.37% to 2.65% Fixed Rate Serial and Term Bonds due 2060	124,395	-	-	124,395
2021 Series C-2 (SDB) - 0.70% Fixed Rate Term Bonds due 2060	87,940	-	(33,890)	54,050
2021 Series D (Federally Taxable) (SDB) - 0.11% to 3.18% Fixed Rate Serial and Term Bonds due 2051	143,765	-	(5,210)	138,555
2021 Series E (Federally Taxable) (SDB) - 5.88% to 6.08% Index Floating Rate Term Bonds due 2050	39,825	-	-	39,825
2021 Series F-1 (SDB) - 0.15% to 2.70% Fixed Rate Serial and Term Bonds due 2061	257,710	-	(1,205)	256,505
2021 Series F-2 (SDB) - 0.60% Fixed Rate Term Bonds due 2061	237,600	-	-	237,600
2021 Series F-3 (SDB) - 1.97% to 4.50% Variable Rate Term Bonds due 2061	100,000	-	-	100,000
2021 2008-2018 CONSOLIDATED Series (Federally Taxable) (SDB) - 5.88% to 6.08% Index Floating Rate Term Bonds due 2050	646,515	-	-	646,515
2021 Series G (SDB) - 0.10% to 2.45% Fixed Rate Serial and Term Bonds due 2045	169,050	-	(6,145)	162,905

New York City Housing Development Corporation
Notes to the Financial Statements
October 31, 2024

Description of Bonds as Issued	Balance at the beginning of the year	Issued	Retired	Balance at the end of the year
<i>(in thousands)</i>				
2021 Series J (Federally Taxable) (SDB) - 0.46% to 2.88% Fixed Rate Serial and Term Bonds due 2041	123,890	-	(2,435)	121,455
2021 Series I (SDB) - 0.75% to 2.80% Fixed Rate Serial and Term Bonds due 2056	43,295	-	-	43,295
2021 Series K-1 (SDB) - 0.85% to 2.75% Fixed Rate Serial and Term Bonds due 2051	134,080	-	-	134,080
2021 Series K-2 (SDB) - 0.90% Fixed Rate Term Bonds due 2060	185,105	-	-	185,105
2021 Series K-3 (SDB) - 1.97% to 4.50% Variable Rate Term Bonds due 2060	50,000	-	-	50,000
2021 Series L (Federally Taxable) (SDB) - 5.89% to 6.09% Index Floating Rate Term Bonds due 2061	100,000	-	-	100,000
2022 Series A (SDB) - 0.90% to 3.50% Fixed Rate Serial and Term Bonds due 2057	176,270	-	(6,205)	170,065
2022 Series B-1 (SDB) - 1.60% to 4.15% Fixed Rate Serial and Term Bonds due 2052	51,755	-	(230)	51,525
2022 Series B-2 (SDB) - 2.25% to 4.90% Index Floating Rate Term Bonds due 2061	11,000	-	-	11,000
2022 Series C-1 (SDB) - 2.60% to 4.30% Fixed Rate Serial and Term Bonds due 2057	115,705	-	-	115,705
2022 Series C-2-A (SDB) - 2.85% Fixed Rate Term Bonds due 2062	112,195	-	-	112,195
2022 Series C-2-B (SDB) - 2.85% Fixed Rate Term Bonds due 2062	112,200	-	-	112,200

New York City Housing Development Corporation
Notes to the Financial Statements
October 31, 2024

Description of Bonds as Issued	Balance at the beginning of the year	Issued	Retired	Balance at the end of the year
<i>(in thousands)</i>				
2022 Series C-3 (SDB) - 1.90% to 4.70% Variable Rate Term Bonds due 2062	28,720	-	-	28,720
2022 Series D (Federally Taxable) (SDB) - 6.03% to 6.22% Index Floating Rate Term Bonds due 2062	150,000	-	-	150,000
2022 Series E-1 (SDB) - 1.55% to 5.00% Fixed Rate Serial and Term Bonds due 2045	108,010	-	(4,105)	103,905
2022 Series E-2 (SDB) - 4.00% to 4.30% Fixed Rate Term Bonds due 2045	41,330	-	-	41,330
2022 Series F-1 (SDB) - 3.20% to 4.90% Fixed Rate Serial and Term Bonds due 2057	141,100	-	-	141,100
2022 Series F-2-A (SDB) - 3.40% Fixed Rate Term Bonds due 2062	202,035	-	-	202,035
2022 Series F-2-B (SDB) - 3.40% Fixed Rate Term Bonds due 2062	152,035	-	-	152,035
2022 Series F-3 (SDB) - 1.90% to 4.70% Variable Rate Term Bonds due 2062	100,000	-	-	100,000
2022 Series G (SDB) - 3.20% to 4.95% Fixed Rate Serial and Term Bonds due 2058	53,645	-	-	53,645
2022 Series H (SDB) - 3.63% Fixed Rate Term Bonds due 2029	47,675	-	(660)	47,015
2023 Series A-1 (SDB) - 3.10% to 5.00% Fixed Rate Serial and Term Bonds due 2063	172,855	-	-	172,855
2023 Series A-2 (SDB) - 3.70% to 3.73% Fixed Rate Term Bonds due 2063	419,870	-	-	419,870

New York City Housing Development Corporation
Notes to the Financial Statements
October 31, 2024

Description of Bonds as Issued	Balance at the beginning of the year	Issued	Retired	Balance at the end of the year
<i>(in thousands)</i>				
2023 Series A-3 (SDB) - 1.85% to 4.70% Variable Rate Term Bonds due 2063	50,000	-	-	50,000
2023 Series B-1 (SDB) - 3.70% to 5.30% Fixed Rate Serial and Term Bonds due 2053	100,810	-	-	100,810
2023 Series B-2 (SDB) - 2.05% to 4.55% Variable Rate Term Bonds due 2054	50,000	-	-	50,000
2023 Series B-3 (SDB) - 2.50% to 4.00% Fixed Rate Serial and Term Bonds due 2048	40,020	-	(685)	39,335
2023 Series C (Federally Taxable) (SDB) - 5.98% to 6.18% Index Floating Rate Term Bonds due 2063	125,000	-	-	125,000
2023 Series D (SDB) - 4.30% Term Rate Term Bonds due 2063	-	121,500	-	121,500
2023 Series E-1 (SDB) - 3.30% to 5.00% Fixed Rate Serial and Term Bonds due 2063	-	198,030	-	198,030
2023 Series E-2 (SDB) - 3.80% Fixed Rate Term Bonds due 2063	-	53,585	-	53,585
2023 Series E-3 (SDB) - 1.93% to 4.58% Variable Rate Term Bonds due 2053	-	32,615	-	32,615
2023 Series E-4 (SDB) - 2.50% to 4.00% Fixed Rate Serial and Term Bonds due 2048	-	20,205	(345)	19,860
2024 Series A-1 (SDB) - 3.30% to 4.90% Fixed Rate Serial and Term Bonds due 2063	-	131,460	-	131,460
2024 Series A-2 (SDB) - 3.63% Fixed Rate Term Bonds due 2063	-	190,835	-	190,835

New York City Housing Development Corporation
Notes to the Financial Statements
October 31, 2024

Description of Bonds as Issued	Balance at the beginning of the year	Issued	Retired	Balance at the end of the year
<i>(in thousands)</i>				
2024 Series B-1-A (SDB) - 3.60% to 4.90% Fixed Rate Serial and Term Bonds due 2064	-	121,065	-	121,065
2024 Series B-1-B (SDB) - 4.50% to 4.85% Fixed Rate Term Bonds due 2059	-	7,595	-	7,595
2024 Series B-2 (SDB) - 3.70% Fixed Rate Term Bonds due 2064	-	311,725	-	311,725
2024 Series C (Federally Taxable) (SDB) - 4.84% to 5.99% Fixed Rate Serial and Term Bonds due 2054	-	75,000	-	75,000
2024 Series D-1 (SDB) - 3.10% to 4.50% Fixed Rate Serial and Term Bonds due 2054	-	58,565	-	58,565
2024 Series D-2 (SDB) - 4.45% to 4.50% Fixed Rate Term Bonds due 2054	-	34,195	-	34,195
2024 Series E (Federally Taxable) (SDB) - 5.81% Index Floating Rate Term Bonds due 2064	-	75,000	-	75,000
<i>Multi-Family Secured Mortgage Revenue Bonds</i>				
2017 Series A-1 (Federally Taxable) (SNB) Secured Mortgage Revenue Bonds - 1.37% to 3.48% Fixed Rate Serial Bonds due 2029	12,585	-	(12,585)	-
<i>Federal New Issue Bond Program (NIBP)</i>				
2009 Series 1-5-A HRB (NIBP) - 2.47% Fixed Rate Term Bonds due 2048	87,130	-	-	87,130

New York City Housing Development Corporation
Notes to the Financial Statements
October 31, 2024

Description of Bonds as Issued	Balance at the beginning of the year	Issued	Retired	Balance at the end of the year
<i>(in thousands)</i>				
2009 Series 1-5-B HRB (NIBP) (AMT) - 2.47% Fixed Rate Term Bonds due 2041	7,310	-	-	7,310
2009 Series 2-5 HRB (NIBP) - 2.47% Fixed Rate Term Bonds due 2048	10,250	-	-	10,250
Total Housing Revenue Bond Program	11,480,885	1,431,375	(378,810)	12,533,450
<i>Pass-Through Revenue Bond Program</i>				
2014 Series A (Federally Taxable)- 3.05% Fixed Rate Term Bonds due 2036	3,601	-	(184)	3,417
2017 Series A (Federally Taxable) (SNB) - 3.10% Fixed Rate Term Bonds due 2046	48,400	-	(1,032)	47,368
Total Pass-Through Revenue Bond Program	52,001	-	(1,216)	50,785
<i>Housing Impact Bond Program</i>				
2020 Series A HIB NYCHA - 2.55% to 2.80% Fixed Rate Term Bonds due 2050	296,380	-	-	296,380
2020 Series B (Federally Taxable) HIB NYCHA - 1.65% to 3.12% Fixed Rate Serial and Term Bonds due 2038	73,900	-	(3,525)	70,375
2020 Series C HIB NYCHA - 2.15% to 2.75% Fixed Rate Term Bonds due 2052	257,535	-	-	257,535
2020 Series D (Federally Taxable) HIB NYCHA - 1.10% to 2.75% Fixed Rate Serial Bonds due 2033	31,530	-	(1,585)	29,945
2022 Series A HIB NYCHA - 1.55% to 3.25% Fixed Rate Serial and Term Bonds due 2051	104,250	-	-	104,250

New York City Housing Development Corporation
Notes to the Financial Statements
October 31, 2024

Description of Bonds as Issued	Balance at the beginning of the year	Issued	Retired	Balance at the end of the year
<i>(i n thousand s)</i>				
2023 Seties A HIB NYCHA - 4.45% to 4.80% Fixed Rate Term Bonds due 2053	290,725	-	-	290,725
2023 Se1ies B (Federally Taxable) HIB NYCHA - 5.13% to 5.44% Fixed Rate Serial and Term Bonds due 2039	29,580	-	-	29,580
2024 Seties A HIB NYCHA - 4.70% Fixed Rate Tenn Bonds due 2054	-	80,125	-	80,125
2024 Se1ies B (Federally Taxable) HIB NYCHA - 4.83% to 5.83% Fixed Rate Term Bonds due 2054	-	80,125	-	80,125
2024 Series C-1 HIB NYCHA - 4.50% Fixed Rate Term Bonds due 2054	-	36,425	-	36,425
2024 Seties C-2 HIB NYCHA - 4.50% Fixed Rate Tenn Bonds due 2054	-	20,000	-	20,000
2024 Se1ies D (Federally Taxable) HIB NYCHA - 4.17% to 5.45% Fixed Rate Serial and Tenn Bonds due 2054	-	143,390	-	143,390
Total Housing Impact Bond Program	1,083,900	360,065	(5,110)	1,438,855
Total Bonds Payable Prior to Net Premium Unamortized (Discount) on Bonds Payab les	12,616,786	1,791,440	(385,136)	14,023,090
Net Premium (Discount) on Bonds Payables	2,945	-	(703)	2,242
Total Bonds Payable (Net)	\$12,619,731	\$1,791,440	(\$385,839)	\$14,025,332

Interest on the Co.poration 's variable rate debt is based on the SIFMA rate and is reset daily and/or weekly.

New York City Housing Development Corporation
Notes to the Financial Statements
October 31, 2024

Changes in Conduit Bonds Payable:
(in thousands)

The summary of changes in Conduit Bonds Payable was as follows:

Conduit Bonds Payable outstanding at beginning of the year	\$3,058,903
Bonds Issued	
Bond Principal Retired	(88,440)
Net Premium/Discount on Bonds Payable	1
Conduit Bonds Payable outstanding at end of the year	\$2,970,464

Details of changes in HDC's Conduit Bonds Payable for the year ended October 31, 2024 were as follows:

Description of Conduit Bonds as Issued <i>(in thousands)</i>	Balance at the beginning of the year'	Issued	Retired	Balance at the end of the year'
MULTI-FAMILY MORTGAGE REVENUE BOND PROGRAM:				
<i>Multi-Family Rental Housing Revenue Bonds - Rental Projects; Fannie Mae or Freddie Mac Enhanced</i>				
1999 Series A (AMT) Blittany Development Project- 1.80% to 4.46% Variable Rate Bonds due upon demand through 2029	\$47,600	\$-	(\$3,600)	\$44,000
2000 Series A (AMT) Related West 89th Street Development - 2.25% to 4.60% Variable Rate Bonds due upon demand through 2029	53,000	-	-	53,000
2002 Series A (AMT) The Foundry - 1.80% to 4.46% Variable Rate Bonds due upon demand through 2032	54,600	-	(2,400)	52,200
2003 Series A (AMT) Related-Sie1Ta Development - 1.80% to 4.46% Variable Rate Bonds due upon demand through 2033	56,000	-	-	56,000
2004 Series A (AMT) Related-Westpmt Development - 1.80% to 4.46% Variable Rate Bonds due upon demand through 2034	110,000	-	-	110,000

New York City Housing Development Corporation
Notes to the Financial Statements
October 31, 2024

Description of Conduit Bonds as Issued	Balance at the beginning of the year	Issued	Retil'ed	Balance at the end of the year'
<i>{in thousands}</i>				
2004 Series B (Federally Taxable) Related-Westp011 Development - 4.82% to 5.35% Variable Rate Bonds due upon demand through 2034	4,600	-	(1,700)	2,900
2005 Series A Royal Challer Properties - 1.75% to 4.41% Variable Rate Bonds due upon demand through 2035	75,500	-	(3,600)	71,900
2005 Series A (AMT) Atlantic Cornl Apatlments - 1.80% to 4.46% Variable Rate Bonds due upon demand through 2035	83,700	-	-	83,700
2005 Series A The Nicole - 3.42% Fixed Rate Tetm Bonds due 2035	54,600	-	-	54,600
2007 Series A (AMT) Ocean Gate Development - 1.76% to 4.87% Variable Rate Bonds due upon demand through 2040	8,345	-	(100)	8,245
2007 Series B (AMT) Ocean Gate Development - 4.80% to 5.35% Fixed Rate Tetm Bonds due 2025	2,715	-	(1,320)	1,395
2007 Series A (AMT) 155 West 21st Street Apatlments - 2.25% to 4.60% Variable Rate Bonds due upon demand through 2037	37,900	-	-	37,900
2007 Series B (Federally Taxable) 155 West 21st Street Apatlments - 4.80% to 5.33% Variable Rate Bonds due upon demand through 2037	3,600	-	(1,400)	2,200
2008 Series A (AMT) Linden Plaza - 1.76% to 4.87% Variable Rate Bonds due upon demand through 2043	48,015	-	(1,445)	46,570
2009 Series A The Balton - 1.85% to 4.65% Variable Rate Bonds due upon demand through 2049	29,750	-	-	29,750

New York City Housing Development Corporation
Notes to the Financial Statements
October 31, 2024

Description of Conduit Bonds as Issued	Balance at the beginning of the year	Issued	Retil'ed	Balance at the end of the year'
<i>{in thousands}</i>				
2014 Series A-1 NYCHA Tiborough Preservation Development- 0.55% to 3.95% Fixed Rate Serial and Term Bonds due 2044	205,645	-	(3,990)	201,655
2019 Series A (Federally Taxable) The Nicole - 3.90% Fixed Rate Term Bonds due 2035	4,400	-	-	4,400
<i>Multi-Family Mortgage Revenue Bonds - Rental Project; Fannie Mae or Freddie Mac Enhanced</i>				
2004 Series A (AMT) State Renaissance Comt - 1.76% to 4.87% Variable Rate Bonds due upon demand through 2037	27,500	-	-	27,500
2004 Series A (AMT) Ogden Avenue Apartments - 2.94% to 3.85% Variable Rate Bonds due upon demand through 2038	4,460	-	(4,460)	-
2004 Series A (AMT) Nagle Comtyard Apartments - 2.94% to 3.85% Variable Rate Bonds due upon demand through 2038	3,900	-	(3,900)	-
2005 Series A (AMT) 89 Mmry Street Development- 1.80% to 4.46% Variable Rate Bonds due upon demand through 2039	49,800	-	(700)	49,100
2006 Series A (AMT) Linden Boulevard Apartments - 3.90% to 4.75% Fixed Rate Serial and Term Bonds due 2039	9,970	-	(410)	9,560
2006 Series A (AMT) Markham Garden Apartments - 1.80% to 4.46% Variable Rate Bonds due upon demand through 2040	16,000	-	-	16,000
2008 Series A 245 East 124th Street - 2.10% Fixed Rate Term Bonds due 2046	35,400	-	-	35,400

New York City Housing Development Corporation
Notes to the Financial Statements
October 31, 2024

Description of Conduit Bonds as Issued	Balance at the beginning of the year	Issued	Retil'ed	Balance at the end of the year'
<i>{in thousands}</i>				
2008 Series A Bruckner by the Bridge - 1.73% to 4.84% Variable Rate Bonds due upon demand through 2048	36,800	-	-	36,800
2008 Series A Hewitt House Apartments - 2.00% to 4.60% Variable Rate Bonds due upon demand through 2048	4,100	-	-	4,100
2010 Series A Elliot Chelsea Development - 1.88% to 4.89% Variable Rate Bonds due upon demand through 2043	40,750	-	-	40,750
2011 Series A (AMT) West 26th Street Development - 1.95% to 4.65% Variable Rate Bonds due upon demand through 2041	25,000	-	(1,400)	23,600
2011 Series B West 26th Street Development - 1.90% to 4.62% Variable Rate Bonds due upon demand through 2045	8,470	-	-	8,470
2012 Series A West 26th Street Development - 1.90% to 4.62% Variable Rate Bonds due upon demand through 2045	41,530	-	-	41,530
<i>Multi-Family Mortgage Revenue Bonds - Rental Project; Letter of Credit Enhanced</i>				
2003 Series A (AMT) Related-Upper East - 2.25% to 4.67% Variable Rate Bonds due upon demand through 2036	67,000	-	-	67,000
2003 Series B (Federally Taxable) Related-Upper East - 4.90% to 5.50% Variable Rate Bonds due upon demand through 2036	3,000	-	-	3,000

New York City Housing Development Corporation
Notes to the Financial Statements
October 31, 2024

Description of Conduit Bonds as Issued	Balance at the beginning of the year	Issued	Retil'ed	Balance at the end of the year'
<i>{in thousands}</i>				
2004 Series A (AMT) Manhattan Colllt Development - 1.74% to 4.85% Variable Rate Bonds due upon demand through 2036	17,500	-	-	17,500
2005 Series A (AMT) 2007 LaFontaine Avenue Apartments - 1.74% to 4.85% Vairiable Rate Bonds due upon demand through 2037	3,325	-	(100)	3,225
2005 Series A (AMT) La Casa del Sol Apattm ents - 2.05% to 4.80% Variable Rate Bonds due upon demand through 2037	3,550	-	(200)	3,350
2005 Series A (AMT) 15 East Clarke Place Apattments - 2.35% to 4.70% Vatable Rate Bonds due upon demand thru!ili2037	3,630	-	-	3,630
2005 Series A (AMT) Urban Hotizons II Development- 2.05% to 4.80% Variable Rate Bonds due upon demand through 2038	4,165	-	-	4,165
2006 Series A (AMT) Granville Payne Apattments - 1.74% to 4.85% Vruiable Rate Bonds due upon demand through 2039	5,160	-	(200)	4,960
2006 Series A (AMT) Beacon Mews Development- 2.25% to 4.60% Vru"iable Rate Bonds due upon demand through 2039	18,200	-	-	18,200
2006 Series A (AMT) Granite Telrnce Aprutm e nts - 1.74% to 4.85% Vruiable Rate Bonds due upon demand through 2038	3,760	-	(100)	3,660
2006 Series A (AMT) Intervale Gardens Apattments - 1.74% to 4.85% Vatable Rate Bonds due upon demand thru·ough 2038	2,915	-	(100)	2,815

New York City Housing Development Corporation
Notes to the Financial Statements
October 31, 2024

Description of Conduit Bonds as Issued	Balance at the beginning of the year	Issued	Retil'ed	Balance at the end of the year'
<i>{in thousands}</i>				
2006 Series A (AMT) 1405 Fifth Avenue Apartments - 1.74% to 4.85% Variable Rate Bonds due upon demand through 2039	13,090	-	-	13,090
2007 Series A (AMT) Susan's Court - 1.80% to 4.46% Variable Rate Bonds due upon demand through 2039	24,000	-	-	24,000
2007 Series A (AMT) The Dorado Apartments - 1.82% to 4.48% Variable Rate Bonds due upon demand through 2040	3,370	-	-	3,370
2007 Series A (AMT) Boricua Village Apartments Site A-2 - 2.25% to 4.60% Variable Rate Bonds due upon demand through 2042	4,250	-	-	4,250
2007 Series A (AMT) Cook Street Apartments - 1.82% to 4.48% Variable Rate Bonds due upon demand through 2040	3,580	-	(100)	3,480
2008 Series A (AMT) Las Casas Development - 1.74% to 4.85% Variable Rate Bonds due upon demand through 2040	19,200	-	(300)	18,900
<i>Residential Revenue Bonds - Residential Housing; Letter of Credit Enhanced</i>				
2012 Series A College of Staten Island Residences - 2.00% to 4.15% Fixed Rate Serial and Term Bonds due 2046	58,230	-	(1,590)	56,640
<i>Multi-Family Mortgage Revenue Bonds - Rental Project; Not Rated</i>				
2007 Series A Queens Family Comthouse Apartments - 5.41% Fixed Rate Term Bonds due 2047	40,000	-	-	40,000

New York City Housing Development Corporation
Notes to the Financial Statements
October 31, 2024

Description of Conduit Bonds as Issued	Balance at the beginning of the year	Issued	Retil'ed	Balance at the end of the year'
<i>{in thousands}</i>				
2010 Series A 101 Avenue D Apartments - 3.21% to 5.86% Variable Rate Bonds due upon demand through 2043	22,700	-	-	22,700
2016 Series A (Federally Taxable) Queens Family Courthouse Apartments - 5.97% Fixed Rate Term Bonds due 2047	15,000	-	-	15,000
2019 Series A 535 Carlton Avenue - 4.08% to 6.35% Term Rate Term Bonds due 2027	73,000	-	-	73,000
2020 Series A 38 Sixth Avenue- 4.38% Term Rate Term Bonds due 2059	83,240	-	-	83,240
<i>Multi -Family Commercial Mortgage-Backed Securities</i>				
2014 Series A, Band C - 8 Spruce Street (Federally Taxable)- 3.71% to 3.93% Fixed Rate Term Bonds due 2048	346,100	-	-	346,100
Total Multi-Family Mortgage Revenue Bonds	2,021,615	-	(33,115)	1,988,500
MILITARY HOUSING REVENUE BOND PROGRAM:				
2004 Series A (Federally Taxable) Class I & II Fort Hamilton Housing LLC Project - 5.60% to 6.72% Fixed Rate Term Bonds due 2049	41,350	-	(635)	40,715
Total Military Housing Revenue Bond Program	41,350	-	(635)	40,715
LIBERTY BOND PROGRAM:				
<i>Multi-Family Mortgage Revenue Bonds</i>				
2005 Series A 90 Washington Street - 1.73% to 4.84% Variable Rate Bonds due upon demand through 2035	74,800	-	-	74,800

New York City Housing Development Corporation
Notes to the Financial Statements
October 31, 2024

Description of Conduit Bonds as Issued	Balance at the beginning of the year	Issued	Retil'ed	Balance at the end of the year'
<i>{in thousands}</i>				
2006 Series A 90 West Street - 2.20% to 4.55% Variable Rate Bonds due upon demand through 2036	104,000	-	-	104,000
2006 Series B (Federally Taxable) 90 West Street - 4.83% to 5.33% Variable Rate Bonds due upon demand through 2036	3,900	-	(900)	3,000
2006 Series A - 2 Gold Street - 1.93% to 4.70% Variable Rate Bonds due upon demand through 2036	162,000	-	-	162,000
2006 Series B (Federally Taxable) - 2 Gold Street - 4.84% to 5.36% Variable Rate Bonds due upon demand through 2036	12,100	-	(6,300)	5,800
2006 Series A 201 Pearl Street - 1.93% to 4.70% Variable Rate Bonds due upon demand through 2041	65,000	-	-	65,000
2006 Series B (Federally Taxable) 201 Pearl Street - 4.84% to 5.36% Variable Rate Bonds due upon demand through 2041	17,000	-	(1,300)	15,700
2014 Series Classes D, E and F (8 Spruce Street) - 3.00% to 4.50% Fixed Rate Term Bonds due 2048	203,900	-	-	203,900
Total Liberty Bond Program	642,700	-	(8,500)	634,200
CAPITAL FUND PROGRAM REVENUE BONDS (New York City Housing Authority ('N YCHA'))				
2022 Series A (Federally Taxable) (SDB) Capital Fund Program - 2.32% to 4.10% Fixed Rate Serial Bonds due 2033	353,250	-	(46,190)	307,060
Total Capital Fund Program Revenue Bonds	353,250	-	(46,190)	307,060

New York City Housing Development Corporation
Notes to the Financial Statements
October 31, 2024

Description of Conduit Bonds as Issued	Balance at the beginning of the year	Issued	Retil'ed	Balance at the end of the year'
<i>{in thousands}</i>				
Total Bonds Payable Prior to Net Premium Unam01tized (Discount) on Bonds Payables	3 058 915	-	(88,440)	2,970,475
Net Premium (Discount) on Bonds Payables	(12)	-	1	(11)
Total Bonds Payable (Net)	\$3,058,903	\$-	(\$88,439)	\$2,970,464

Int erest on the Corporation's variable rate debt is based on the SJFMA rate and is reset daily and/or weekly.

Bonds Issued in Fiscal Year 2024

On November 21, 2023, the telm rate Multi-Family Housing Revenue Bonds, 2023 Series D, were issued in an amount of \$121,500,000. The bonds were issued to finance the mortgage loan for a multi-family residential development located in the Borough of Queens, New York, and to pay for other related costs.

On December 14, 2023, three Multi-Family Housing Revenue Bonds series were issued in an amount totaling \$284,230,000. The fixed rate 2023 Series E-1 Bonds were issued in the amount of \$198,030,000, the fixed rate 2023 Series E-2 Bonds were issued in the amount of \$53,585,000, and the variable rate 2023 Series E-3 Bonds were issued in the amount of \$32,615,000. The bonds were issued and combined with other available monies to finance construction and pennant moligage loans for celiain developments and to finance other corporate purposes of the Corporation.

On December 14, 2023, the fixed rate Multi-Family Housing Revenue Bonds, 2023 Series E-4, were issued in an amotmt of \$20,205,000. The bonds were issued to refund a portion of the Multi-Family Moligage Revenue Debt Obligations (Caton Flats) and to provide pelmanent financing for a pmi ion of the facility as the project converted to permanent status in December 2023.

On April 11, 2024, two Multi-Family Housing Revenue Bonds series were issued in an ammmt totaling \$322,295,000. The fixed rate 2024 Series A-1 Bonds were issued in the amount of \$131,460,000, and the fixed rate 2024 Series A-2 Bonds were issued in the amount of \$190,835,000. The bonds were issued and combined with other available monies to finance construction and pelmanent moligage loans for certain developments and to pay for other related costs.

On June 20, 2024, four Multi-Family Housing Revenue Bonds series were issued in an amount totaling \$515,385,000. The fixed rate 2024 Series B-1-A Bonds were issued in the amount of \$121,065,000 the fixed rate 2024 Series B-1-B Bonds were issued in the amount of \$7,595,000, the fixed rate 2024 Series B-2 Bonds were issued in the amount of \$311,725,000, and the fixed rate 2024 Series C (Federally Taxable) Bonds were issued in the amount of \$75,000,000. The bonds were issued and combined with other available monies to finance construction and pennant mmigage loans for celtain developments and to fmance other corporate purposes of the Corporation.

New York City Housing Development Corporation

Notes to the Financial Statements

October 31, 2024

On June 26, 2024, two Housing Impact Bonds series were issued in an amount totaling \$160,250,000. The fixed rate 2024 Series A Bonds were issued in the amount of \$80,125,000, and the fixed rate 2024 Series B (Federally Taxable) Bonds were issued in the amount of \$80,125,000. The bonds were issued to finance mortgage loans to the borrowers for the purpose of paying a portion of the costs of acquiring, rehabilitating, and equipping fifteen public housing buildings located in the Boroughs of the Bronx and Staten Island, New York, and to pay for certain other related costs.

On September 26, 2024, three Housing Impact Bonds series were issued in an amount totaling \$199,815,000. The fixed rate 2024 Series C-1 Bonds were issued in the amount of \$36,425,000, the fixed rate 2024 Series C-2 Bonds were issued in the amount of \$20,000,000 and the fixed rate 2024 Series D (Federally Taxable) Bonds were issued in the amount of \$143,390,000. The bonds were issued to finance mortgage loans to the borrowers for the purpose of paying a portion of the costs of acquiring, rehabilitating, and equipping forty-six public housing buildings located in the Boroughs of the Bronx and Manhattan, New York, and to pay for certain other related costs.

On October 17, 2024, three Multi-Family Housing Revenue Bonds series were issued in an amount totaling \$167,760,000. The fixed rate 2024 Series D-1 Bonds were issued in the amount of \$58,565,000, the fixed rate 2024 Series D-2 Bonds were issued in the amount of \$34,195,000, and the indexed floating rate 2024 Series E (Federally Taxable) Bonds were issued in the amount of \$75,000,000. The bonds were issued and combined with other available monies to finance construction and permanent mortgage loans for certain developments and to finance other corporate purposes of the Corporation.

All the bonds listed above are subject to regular redemption and certain issues are also subject to special redemption provisions as well. The parameters under which the redemptions may occur are set forth in the respective bond resolutions.

In fiscal year 2010, the U.S. Department of the Treasury, as part of the Housing Finance Agency ("HFA") initiative used authority provided to it pursuant to the Housing and Economic Recovery Act of 2008 ("HERA") to help expand resources to provide affordable mortgages for low- and middle-income households, and to support the development and rehabilitation of affordable housing units. In this program, the Corporation issued bonds under the New Issue Bond Program ("NIBP") in the amount of \$500 million. HDC issued two programs under the NIBP. The variable rate 2009 Housing Revenue Bonds Series 1 (Federally Taxable) Bonds were issued in the amount of \$415,000,000 and the 2009 Housing Revenue Bonds Series 2 (Federally Taxable) Bonds were issued in the amount of \$85,000,000 on December 23, 2009. During the period between June 2010 and December 2011, all the principal amount of the 2009 Series 1 (NIBP) Bonds and the 2009 Series 2 (NIBP) Bonds were converted to fixed rate tax exempt bonds. These bonds were designated as the "Converted Bonds". As of October 31, 2024, portions of the NIBP Converted Bonds in the amount of \$395,310,000 were redeemed and \$104,690,000 remain outstanding.

Debt Obligations Program

The Corporation entered into funding loan agreements with Citibank and Jones Lang LaSalle to finance mortgage loans under its Multi-Family Mortgage Revenue Debt Obligations Program. Under the agreements, Citibank and Jones Lang LaSalle will provide the funds to the Corporation, which the Corporation will then use to advance to the project. This is also referred to as "Back-to-Back".

New York City Housing Development Corporation
Notes to the Financial Statements
October 31, 2024

Changes in Debt Obligations Payable:
(in thousands)

The summary of changes in Debt Obligations Payable was as follows:

Debt Obligations Payable outstanding at beginning of the year	\$145,111
Debt Obligations Issued	
Debt Obligations Principal Retired	(56,969)
Debt Obligations Payable outstanding at end of the year	\$88,142

Details of changes in HDC debt obligations for the year ended October 31, 2024 were as follows:

Description of Debt Obligations as Issued	Balance at the beginning of the year	Issued	Retired	Balance at the end of the year
<i>(in thousands)</i>				
MFMR Debt Obligations (Harlem Dowling Residential) - 2.49% to 5.21% Fixed Rate due 2047	\$4,551	\$ -	(\$125)	\$4,426
MFMR Debt Obligations (1133 Manhattan) - 3.86% Fixed Rate due 2027	45,600	-	-	45,600
MFMR Debt Obligations (1133 Manhattan) (Federally Taxable) - 3.86% Fixed Rate due 2027	13,240	-	(924)	12,316
MFMR Debt Obligations (Far Rockaway) - 3.65% Fixed Rate due 2058	25,800	-	-	25,800
MFMR Debt Obligations (Caton Flats) - 4.95% to 5.67% Fixed Rate due 2053	55,920	-	(55,920)	-
Total Debt Obligations Payable	\$145,111	\$ -	(\$56,969)	\$88,142

Federal Financing Bank Loan Participation Certificates Payable

In fiscal year 2014, the Corporation entered into a new financing agreement with the FFB for selling beneficial ownership interests in mortgage loans originated by housing finance agencies and insured with FHA/HFA Risk Sharing mortgage insurance. The Corporation was selected to be the first housing finance agency to participate in this new federal initiative to reduce costs of capital for affordable housing, whereby, the Corporation will sell beneficial ownership interest in its mortgages to the FFB. Beneficial ownership interest in mortgage loans that the Corporation sells to the FFB will be evidenced by certificates

New York City Housing Development Corporation
Notes to the Financial Statements
October 31, 2024

of participation from the Corporation. The participation proceeds were recorded as payable to the FFB. The monthly mortgage payments from the borrower will be used to pay the interest due to the FFB as well as principal payments reflected on the mortgage schedule.

The aggregate FFB Loan Participation Certificates Payable balance as of October 31, 2024 was \$502,995,000 (see Note 4: "Mortgage Loans").

Changes in FFB Loan Participation Certificates Payable:

(in thousands)

The summary of changes in FFB Loan Participation Certificates Payable was as follows:

FFB Loan Participation Certificates payable outstanding at beginning of the year	\$509,520
FFB Loan Participation Proceeds	
Repayments to FFB	<u>(6,525)</u>
FFB Loan Participation Certificates payable outstanding at end of the year	<u>\$502,995</u>

Details of changes in FFB loan participation certificates payable for the year ended October 31, 2024 were as follows:

Description of FFB Loan Participation as Issued	Balance at the beginning of the year	Issued	Retired	Balance at end of the year
<i>(in thousands)</i>				
FFB Loan Participation - Arveme View Apt - 3.32% Fixed Rate Certificate Pass-Through due 2049	\$64,891	\$-	(\$1,064)	\$63,827
FFB Loan Participation - 2629 Sedgwick Avenue- 3.28% Fixed Rate Certificate Pass-Through due 2051	2,587	-	(51)	2,536
FFB Loan Participation - Marseilles Apartments - 2.85% Fixed Rate Certificate Pass-Through due 2051	16,209	-	(332)	15,877
FFB Loan Participation - Sons of Italy Apartments - 2.76% Fixed Rate Certificate Pass-Through due 2051	7,398	-	(147)	7,251
FFB Loan Participation - Stevenson Commons - 2.96% Fixed Rate Certificate Pass-Through due 2057	97,455	-	(1,085)	96,370
FFB Loan Participation - Independence House - 3.04% Fixed Rate Certificate Pass-Through due 2057	6,818	-	(88)	6,730

New York City Housing Development Corporation
Notes to the Financial Statements
October 31, 2024

Description of FFB Loan Participation as Issued	Balance at the beginning of the year	Issued	Retired	Balance at end of the year
<i>{in thousands}</i>				
FFB Loan Participation - Carol Gardens - 3.02% Fixed Rate Certificate Pass-Through due 2058	20,765	-	(225)	20,540
FFB Loan Participation - La Cabana Houses - 3.35% Fixed Rate Certificate Pass-Through due 2053	52,888	-	(695)	52,193
FFB Loan Participation - Alvista Towers - 2.57% Fixed Rate Certificate Pass-Through due 2059	63,319	-	(674)	62,645
FFB Loan Participation - Baychester Murphy - 3.37% Fixed Rate Certificate Pass-Through due 2061	131,132	-	(1,780)	129,352
FFB Loan Participation - Lexington Garden II - 3.07% Fixed Rate Certificate Pass-Through due 2062	46,058	-	(384)	45,674
Total FFB Loan Participation Certificates Payables	\$509,520	\$-	(\$6,525)	\$502,995

New York City Housing Development Corporation
Notes to the Financial Statements
October 31, 2024

Future Debt Service:

Required debt payments for bonds payable by the Corporation for the next five years and thereafter are as follows:

Enterprise Fund

<u>Year Ending</u> October 31,	<u>Principal</u>	Interest	Total
<i>(in thousands)</i>			
2025.....	\$227,202	\$497,097	\$724,299
2026.....	200,450	498,691	699,141
2027.....	201,840	493,042	694,882
2028.....	230,140	487,879	718,019
2029.....	219,415	481,013	700,428
2030 - 2034.....	1,287,525	2,286,675	3,574,200
2035 - 2039.....	1,660,585	2,034,320	3,694,905
2040 - 2044.....	1,946,580	1,691,652	3,638,232
2045 - 2049.....	2,195,568	1,273,498	3,469,066
2050 - 2054.....	2,369,680	830,392	3,200,072
2055 - 2059.....	742,490	488,986	1,231,476
2060 - 2064.....	2,734,030	289,044	3,023,074
2065 - 2069.....	7,585	207	7,792
Total	\$14,023,090	\$11,352,496	\$25,375,586

Conduit Debt

<u>Year Ending</u> October 31,	<u>Principal</u>	Interest	Total
<i>(in thousands)</i>			
2025.....	\$57,420	\$107,766	\$165,186
2026.....	37,230	106,309	143,539
2027.....	38,625	105,019	143,644
2028.....	113,120	99,858	212,978
2029.....	85,725	96,897	182,622
2030 - 2034.....	472,135	438,495	910,630
2035 - 2039.....	899,890	297,762	1,197,652
2040 - 2044.....	330,475	208,147	538,622
2045 - 2049.....	852,615	112,924	965,539
2050 - 2054.....		18,230	18,230
2055 - 2059.....	83,240	17,014	100,254
Total	\$2,970,475	\$1,608,421	\$4,578,896

New York City Housing Development Corporation
Notes to the Financial Statements
October 31, 2024

Changes in Liabilities:

Liability activities for the year ended October 31, 2024 are as follows:

Enterprise Fund

<u>Descriptions</u>	Balance at Beginning of the Year	Additions	Deductions	Balance at End of the Year	Due Within 1 Year
<i>(in thousands)</i>					
Bonds Payable, (net)	\$12,619,731	\$1,791,440	(\$385,839)	\$14,025,332	\$227,202
Debt Obligations	145,111		(56,969)	88,142	1,095
Payable to FFB - Loan Participation	509,520		(6,525)	502,995	6,841
Payable to City of New York	5,320,757	1,604,881	(14,336)	6,911,302	
Payable to M01tgagors & Resticted Earnings on Investments	398,857	1,118,932	(274,488)	1,243,301	283
<u>Others</u>	<u>1,079,955</u>	<u>635,549</u>	<u>(742,852)</u>	<u>972,652</u>	<u>348,828</u>
Total	\$20,073,931	\$5,150,802	(\$1,481,009)	\$23,743,724	\$584,249

Conduit Debt

<u>Descriptions</u>	Balance at Beginning of the Year	Additions	Deductions	Balance at End of the Year	Due Within 1 Year
<i>(in thousands)</i>					
Bonds Payable, (net)	\$3,058,903	\$	(\$88,439)	\$2,970,464	\$57,420
Payable to M01tgagors & Resticted Earnings on Investments	174,171	121,417	(111,935)	183,653	31,102
<u>Others</u>	<u>35,018</u>	<u>111,240</u>	<u>(112,453)</u>	<u>33,805</u>	<u>15,366</u>
Total	\$3,268,092	\$232,657	(\$312,827)	\$3,187,922	\$103,888

Note 12: Consultants' Fees

The fees paid by the Corporation for legal, accounting and consulting services in fiscal year 2024 for HDC include: \$87,618 to Venable LLP; \$11,108 to NYC Law Department ; \$9,985 to Hawkins Delafield & Wood LLP; \$8,494 to Seyfarth Shaw LLP and \$2,449 to Epstein, Becker & Green, P.C. Auditing fees of \$289,800 were paid to Ernst & Young LLP.

New York City Housing Development Corporation

Notes to the Financial Statements

October 31, 2024

The Corporation paid other consulting fees in the amount of \$319,886 to Oracle America, Inc.; \$185,250 to New York City Economic Development Corporation; \$162,500 to National Strategies Group, LLC; \$97,000 to Galtner, Inc; \$47,500 to Buck Global, LLC- \$18,669 to Novogradac & Company, LLP; \$16,844 to Gold Enterprises, LLC; \$11,981 to NYSTEC; \$1,800 to Insurance Advisors LLC and \$1,250 to HR Strategies Solutions.

The Corporation also paid \$27,265 to GreyBox Creative; \$13,500 to 3rd Edge Communications, Inc.; \$1,814 to MJB Home Entertainment, LLC- \$564 to Webflow, Inc. and \$400 to CityHeadshots for concept, design and layout of the 2023 HDC Annual Report.

In addition, the Corporation paid legal, accounting and consulting fees for services provided in connection with bond financings, which have been reimbursed either from bond proceeds or from project developers: \$259,908 to Hawkins, Delafield & Wood LLP; \$50,000 to Mohanty Gargiulo, LLC; \$7,483 to Potter Anderson & Corroon, LLP and \$6,500 to Paparone Law, PLLC.

Note 13: Payable to The City of New York and Mortgages

(A) New York City Housing Development Corporation

In 2009, HPD and HDC entered into a Memorandum of Understanding ("MOU"), which provides for the granting of funds by HPD to HDC pursuant to Section 661 of the PHFL, to make subordinate loans for affordable housing. As of October 31, 2024, the total payable to the City relating to this MOU was \$6,300,569,000.

The Corporation has completed numerous transactions as part of its Mitchell-Lama Restructuring Program ("MLRP"), an affordable housing preservation program. Under this program, the Corporation has funded various new first and second mortgage loans as well as the acquisition of participation interests in City-owned second mortgages and associated cash flows. As long as any Mitchell-Lama Restructuring Bonds are outstanding, all cash flows from the purchased interests must be applied to debt service on such bonds. Once all such bonds are retired, HDC's participation interests in City-owned second mortgages revert to the City. HDC also has sold to the City a residual interest in the second mortgage loans the Corporation originated. These loans also transfer to the City when the Mitchell-Lama Restructuring Bonds are retired. As of October 31, 2024, the Corporation's payable to the City under the MLRP was \$451,550,000.

On December 18, 2015 at the request of the City the Corporation funded a \$143,236,000 subordinate loan to the purchasers of Stuyvesant Town-Peter Cooper Village to assist the preservation of the affordability of this project. As of October 31, 2024 the fund has been fully reimbursed to HDC by the City.

From time to time, HPD and HDC jointly engage in other programs under which both HPD and HDC provide construction and permanent financing for affordable housing projects wherein HPD and HDC are participating in construction loans and will swap funds. As of October 31, 2024 the Corporation has an outstanding balance of \$38,141,000 under this program.

The Corporation also has an outstanding payable of \$35,228,000, related to other loan funding agreements with the City.

New York City Housing Development Corporation

Notes to the Financial Statements

October 31, 2024

(B) Housing Assistance Corporation

Funding for HAC was received through the City in 1985. All HAC's assets, after repayment of HDC advances to HAC and if unused for HAC purposes, will revert to the City. As of October 31, 2024, total resources payable to the City amounted to \$85,814,000 of which \$85,941,340 was related to the funding of Stuyvesant Town-Peter Cooper Village. As of July 2024, the funds allocated in HAC for the RY Subsidy Program have been depleted. As there are no longer assets available in HAC to support the RY Subsidy Program, HDC is authorized to transfer in monthly increments an estimated not to exceed amount of \$3,400,000 from its corporate reserves to fund the RY Subsidy Program through December 2025.

(C) Fiduciary Funds

Under normal HDC underwriting guidelines all subordinate loans must be cotenacious to the senior loan in order to avoid scenarios where the payment of subordinate loan is made before the senior loan. Until recent legislation due to HPD statutory authority limits HPD could not make a loan longer than a thirty-year term. Thus, when HDC and HPD co-lend on a project and HDC intends to make a 35-year loan, HPD assigns HDC its loan in the form of a Purchase and Sale Agreement. HDC then makes the subordinate loan in its name for a 35-year term to which ultimately returns to HPD at HDC's loan maturity. As of October 31, 2024, the assets that HDC held on behalf of HPD consisted of cash and investments, mortgage and other receivables in the amounts of \$7,065,000 and \$753,848,000, respectively.

The Corporation also administers construction and permanent loans on behalf of HPD, using funds provided by HPD as well as funds received from Battery Park City Authority ("BPCA") on HPD's behalf. All such funds are the property of HPD and thus are reported as restricted net position for the City in the Fiduciary Funds financial statements. As of October 31, 2024, the assets held and restricted for the City amounted to \$208,988,000.

In FY 2024, the City and BPCA entered into an agreement for BPCA to provide an annual funding totaling up to \$500 million total to an Affordable Housing Fund to be administered by HDC. This funding aims to assist in creating more affordable housing in NYC. Under a separate MOU between HPD and HDC, the BPCA funds will be administered by HDC and allocated between the two entities. HPD's portion is broken out into two funds: a mortgage loan fund and a tech fund, which will be up to 10% of the total, and is used for related technology improvements. HDC will administer and service the HPD portion. For financial statement reporting purposes, the HPD portion qualifies as fiduciary activities under GASB 84, *Fiduciary Activities*, and is reported accordingly. HDC's portion is recorded under the Enterprise Fund. In FY 2024, HDC received a total of \$140,400,000 from BPCA, with \$80,950,000 reported under the Fiduciary Funds and \$59,450,000 under the Enterprise Fund.

Under HDC's normal loan servicing function, the Corporation is in possession of escrow and reserve funds held on behalf of its mortgagors. The funds are used to pay taxes on the underlying mortgage property, held as reserve for replacements, or for other contingencies. The funds received from the mortgagors are invested in accordance with HDC's investment guidelines and the assets are offset by a corresponding restricted net position for mortgagors. The balance as of October 31, 2024, was \$958,143,000.

New York City Housing Development Corporation

Notes to the Financial Statements

October 31, 2024

Note 14: Retirement Programs

(A) NYCERS

The Corporation is a participating employer in NYCERS, a cost sharing multi-employer plan, of which 112 current employees of the Corporation are members. NYCERS provides defined benefit pension benefits to 180,000 active municipal employees and 170,000 pensioners through its plan that has \$86.9 billion in net position. City employees who receive permanent appointment to a competitive position and have completed six months of service are required to participate in NYCERS, and all other employees such as HDC employees are eligible, but not required to participate in NYCERS. NYCERS provides three main types of retirement benefits: service retirements, ordinary disability retirements (non-job-related disabilities) and accident disability retirements (job-related disabilities) to members who are in different "tiers." The members' tier is determined by the date of membership. Subject to certain conditions, members generally become fully vested as to benefits upon completion of five years of service. Employees may be required to contribute a percentage of their salary to the pension plan based on their tier. Annual pension benefit is calculated as a percentage of final average salary times the number of years of membership service.

Contribution requirements of the active employees and the participating New York City agencies are established and may be amended by the NYCERS Board. Employees' contributions are determined by their tier and number of years of service. They may range between 3.00% and 6.00% of their annual pay. Statutorily required contributions to NYCERS, determined by the New York City Office of the Actuary in accordance with State statutes and City laws, are funded by the employer within the appropriate fiscal year.

Copies of NYCERS' financial statements can be obtained by writing to NYCERS at 335 Adams Street, Suite 2300, Brooklyn NY 11201-3724 or its website (www.nycers.org).

For purposes of measuring the net pension liability, deferred outflows of resources and deferred inflows of resources related to pensions, and pension expense, information about the fiduciary net position of NYCERS and additions to/deductions from NYCERS' fiduciary net position have been determined on the same basis as they are reported by NYCERS. For this purpose, benefit payments (including refunds of employee contributions) are recognized when due and payable in accordance with the benefit terms. Investments are recorded at fair value.

As of October 31, 2024, the Corporation reported a liability of \$10,729,000 for its proportionate share of NYCERS' net pension liability. The net pension liability was measured as of June 30, 2024 and the total pension liability used to calculate the net pension liability was determined by an actuarial valuation as of that date. The Corporation's proportion of the net pension liability was based on a projection of the Corporation's long-term share of contributions to the pension plan relative to the projected contributions of all participating employees, actuarially determined. On June 30, 2024, the Corporation's proportionate share was 0.07%.

New York City Housing Development Corporation
Notes to the Financial Statements
October 31, 2024

As of October 31, 2024, the Corporation reported deferred outflows of resources and defened inflows of resources related to pensions from the following sources:

	DefeITed Outflows of Resources	Defened Inflows of Resources
Net difference between projected and actual investment earnings on pension plan investments	\$140,000	\$ -
Differences between expected and actual experience	1,512,000	34,000
Changes in propmtion and differences between Corporation's contributions and proportionate share of contributions	692,000	30,000
Changes in assumptions	-	95,000
Sub-Total	2,344,000	159,000
Corporation contributions subsequent to the measurement date	2,895,000	-
Total	\$5,239,000	\$159,000

Of the defened outflows of resources related to pensions, \$2,895,000 was a contribution that the CO1poration made subsequent to the measurement date, and it will be recognized as a reduction of the net pension liability in fiscal year ending October 31, 2024.

Other amounts reported as defened outflows of resources and deferred inflows of resources related to pensions will be recognized in pension expense as follows:

2025	\$ 437,000
2026	437,000
2027	437,000
2028	437,000
2029	437,000
Total	\$2,185,000

The CO1poration recorded pension expense for fiscal year ending October 31, 2024 in the amount of \$2,814,000.

New York City Housing Development Corporation
Notes to the Financial Statements
October 31, 2024

Actuarial assumptions

The total pension liability in the June 30, 2024 actuarial valuation was determined using the following actuarial assumptions, applied to all periods included in the measurement:

Investment Rate of Return	7% per annum, net of investment expenses
Salary increases	for general merit and promotion increase plus assumed general wage increases of 3.0% per annum.
Cost-of-Living Adjustments	1.5% and 2.5% for certain tiers

Mortality tables for service and disability pensioners were developed from an experience study of NYCERS. The mortality tables for beneficiaries were developed from an experience review. Periodically the New York City Office of the Actuary (NYCOA) conducts a full review of the actuarial assumptions and methods used to fund the NYCERS. These reviews lead to formalized recommendations that are then presented to each of the NYCERS Boards. Electronic versions are available on the NYCOA website (www.nyc.gov/actuary) under Assumptions and Methods.

Pursuant to Section 96 of the New York City Charter, studies of the actuarial assumptions used to value liabilities of the five actuarially funded NYCERS are conducted every two years.

Expected Rate of Return on Investments

The long-term expected rate of return on pension plan investments was determined using a building-block method in which best-estimate ranges of expected future real rates of return (expected returns net of pension plan investment expense and inflation) are developed for each major asset class. These ranges are combined to produce the long-term expected rate of return by weighting the expected future real rates of return by the target asset allocation percentage and by adding expected inflation.

New York City Housing Development Corporation

Notes to the Financial Statements

October 31, 2024

The target allocation and best estimates of arithmetic real rates of return for each major asset class are summarized in the following table:

Asset Class	Target Allocation	Long Term Expected Real Rate of Return	Weighted Average Rate of Return
Public Markets:			
U.S. Public Market Equities	23.50%	6.80%	1.60%
Developed Public Market Equities	11.60%	7.20%	0.84%
Emerging Public Market Equities	4.90%	8.60%	0.42%
Fixed Income	31.00%	3.30%	1.02%
Public Markets (Alternative Investments):			
Private Equities	10.00%	11.60%	1.16%
Private Real Estate	8.00%	7.00%	0.56%
Infrastructure	4.50%	6.30%	0.28%
Opportunistic Fixed Income	6.50%	8.50%	0.55%

Management of the pension plan has determined its expected rate of return on investments to be 7.0%. This is based upon the weighted average rate of return from investments of 6.4% and a long-term Consumer Price Inflation assumption of 2.5% per year which is offset by investment related expenses.

Discount Rate

The discount rate used to measure the total pension liability as of June 30, 2024, was 7.0% per annum. The projection of cash flows used to determine the discount rate assumed that employee contributions will be made at the rates applicable to the City tier for each member and that employer contributions will be made based on rates determined by the Actuary. Based on those assumptions, the NYCERS fiduciary net position is projected to be available to make all projected future benefit payments of current active and non-active NYCERS members. Therefore, the long-term expected rate of return on NYCERS investments was applied to all periods of projected benefit payments to determine the total pension liability.

The following presents the Corporation's proportionate share of the net pension liability calculated using the discount rate of 7%, as well as what the Corporation's proportionate share of the net pension liability would be if it were calculated using a discount rate that is one-percentage point lower (6%) or one percentage-point higher (8%) than the City rate.

Sensitivity Analysis			
	1% decrease (6%)	Discount rate (7%)	1% increase (8%)
HDC's proportionate share of the net pension liability	\$18,218,000	\$10,729,000	\$4,402,000

New York City Housing Development Corporation

Notes to the Financial Statements

October 31, 2024

Pension Plan Fiduciary Net Position

Detailed information about the pension plan's fiduciary net position is available in the separately issued NYCERS' report, which is available on their website www.nycers.org.

(B) Tax Sheltered Annuity Plan

The Corporation also offers its employees the option of participating in a Tax-Sheltered Annuity Plan managed by Principal as an alternate or supplemental retirement plan under Section 403(b) of the Internal Revenue Code. The Internal Revenue Service has approved the Corporation as an entity, which can provide this type of plan to its employees. The majority of the Corporation's employees participate in this plan.

Note 15: Postemployment Benefits Other Than Pensions

Plan description. The Corporation sponsors a single employer postemployment defined benefit health care plan for eligible retirees and their spouses. Eligible retirees generally are classified into two groups as either NYCERS members or Non-NYCERS members. NYCERS members are those who have service of at least 10 years at the time of their retirement. Non-NYCERS members are those who have service of at least 10 years and retired starting at age 59 1/2. For NYCERS members, the Corporation provides retiree health care coverage and prescription drug coverage through the New York City Health Benefit Program ("NYCHBP"). For Non-NYCERS members, the Corporation provides retiree health care coverage and prescription drug coverage through the Empire Plan offered by the New York State Health Insurance Program ("NYSHIP").

Benefits provided. The Corporation provides comprehensive health care and prescription drug coverage for its eligible retirees and their spouses. No other benefits are provided. Benefit provisions for the plan are established and amended by actions taken by the Corporation's Board Members and there is no statutory requirement for HDC to continue this plan for future HDC employees. The plan is currently a non-contributory plan with all payments for plan benefits being funded by HDC on a pay-as-you-go basis.

HDC's annual OPEB cost for the plan is calculated based on the Entry Age Normal level percentage cost method an amount actuarially determined in accordance with the parameters of GASB Statement No. 75. The covered-employee payroll (annual payroll of active employees covered by the plan) was \$27,314,000 and the ratio of the net OPEB liability to the covered-employee payroll was 8.94%. Projections of benefits are based on the substantive plan (the plan as understood by the employer and plan members) and include the types of benefits in force at the valuation date and the pattern of sharing benefit costs between HDC and the plan members to that point.

New York City Housing Development Corporation
Notes to the Financial Statements
October 31, 2024

Employees covered by benefit terms. As of October 31, 2023, the measurement date, the following employees were covered by the benefit terms:

Membership Status as of November 1, 2023	Count
Inactive employees or beneficiaries currently receiving benefit payments	35
Inactive employees entitled to but not yet receiving benefit payments	6
Active plan employees	192
Total	233

Net OPEB Liability

As of the reporting date, October 31, 2024, HDC's total OPEB liability was \$14,207,000 and the net OPEB liability was \$2,442,000 as reported by the Corporation's consultants' report prepared by Buck Global. The measurement date of October 31, 2023 was used to calculate the net OPEB liability, which was determined by an actuarial valuation as of that date. Therefore, all the following information reflects fiscal year 2023 plan data unless otherwise noted.

Changes in the Net OPEB Liability

	Total OPEB Liability	Plan Fiduciary Net Position	Net OPEB Liability
Net OPEB liability at beginning of the year	\$13,601,000	\$11,942,000	\$1,659,000
Changes for the year:			
Service cost	864,000	-	864,000
Interest	698,000	-	698,000
Difference between expected and actual experience	(88,000)	-	(88,000)
Changes of assumptions	(405,000)	-	(405,000)
Net investment income	-	291,000	(291,000)
Benefit payments	(463,000)	(463,000)	-
Administrative expense	-	(5,000)	5,000
Net changes	606,000	(177,000)	783,000
Net OPEB liability at end of the year	\$14,207,000	\$11,765,000	\$2,442,000

OPEB Plan Fiduciary Net Position

Since establishing an irrevocable OPEB trust in fiscal year 2012, the Corporation has funded a total of \$13,000,000 to date, with the most recent being a \$5,000,000 contribution in fiscal year 2022. All OPEB plan assets are held in a separate trust account for the exclusive purpose of paying OPEB obligations.

Investment policy. The Corporation's investment policy is set by the HDC Act and the guidelines are established and adopted by HDC's Board Members on an annual basis.

New York City Housing Development Corporation
Notes to the Financial Statements
October 31, 2024

All investment transactions are recorded on the trade date. As of October 31, 2024, the fair value of OPEB trust investments was \$12,261,000.

<u>Investment Type</u>	2024	<u>Investment Maturities as of October 31, 2024</u>			
		Less than 1	1-5	6-10	More than 10
<i>(in thousands)</i>					
FFCB Bonds	\$7,542	\$	\$4,522	\$3,020	\$
FHLB Bonds	4,164		767	3,397	
U.S. Treasuries	555	555			
Total	12,261	555	5,289	6,417	
Less amounts classified as cash equivalents	<u>(555)</u>	<u>(555)</u>			
Total investments	\$11,706	\$ -	\$5,289	\$6,417	\$

The Corporation has the following recurring fair value measurements as of October 31, 2024:

- U.S. Agency securities of \$11,706,000 are valued based on models using observable inputs. (Level 2 inputs)
- U.S. Treasury securities of \$555,000 are valued based on models using observable inputs. (Level 2 inputs)

As of October 31, 2024 the OPEB plan asset held \$40,000 in cash.

As a means of limiting its exposure to fair value losses arising from rising interest rates, the Corporation's Investment Guidelines charge the Investment Committee with "... determining appropriate investment instruments... based on... length of time funds are available for investment purposes..." among other factors. Thus, maturities are matched to the Corporation's liquidity needs. As part of the Corporation's investment policies, it looks to invest its bond and corporate related reserves in long-term securities that carry a higher yield, with the intent to hold the investments to maturity.

The Corporation's investment guidelines and policies are designed to protect principal by limiting credit risk. This is accomplished by making decisions based on a review of ratings, collateral and diversification requirements that vary according to the type of investment.

As of October 31, 2024, investments in Federal Home Loan Bank ("FHLB") and Federal Farm Credit Bank ("FFCB") were rated by Standard & Poor's and/or Moody's Investors Service (FHLB and FFCB are collectively referred to as "Agency"). Standard & Poor's ratings for long-term and short-term were AA+ and A-1+, respectively. Moody's long-term and short-term ratings were Aaa and P-1, respectively. Investments in FHLB and FFCB are implicitly guaranteed by the U.S. government. They carry ratings equivalent to the credit ratings for the U.S. government. Some investments were not rated by Fitch Ratings. Of the investments that were rated by Fitch Ratings, they carried ratings of AA+ for long-term and F1+ for short-term.

New York City Housing Development Corporation

Notes to the Financial Statements

October 31, 2024

The Corporation follows its annually adopted investment guidelines in accordance with concentration limits and reviews its credit concentration monthly. The Corporation's Credit Risk unit monitors concentration risk amongst issuers and reports regularly to the Board Members of the Corporation's Audit Committee.

The following table shows issuers that represent 5% or more of total investments as of October 31, 2024:

Issuer	Dollar Amount	Percentage
FFCB	\$7,542,000	61.51%
FIILB	\$4,164,000	33.96%

For the year ended October 31, 2024, the annual money-weighted rate of return on investments, net of investment expense, was 3.16%. The money-weighted rate of return expresses investment performance, net of investment expense, adjusted for the changing amounts invested.

For the year ended October 31, 2024, HDC's **OPEB** expense was offset by the amortization of prior year's defened inflows.

As of October 31, 2024, HDC reported OPEB related defened outflows of resources and deferred inflows of resources from the following sources:

	Defened Outflows of Resources	Defened Inflows of Resources
Defened Outflows/Inflows as of November 1, 2023	\$2,067,000	\$14,928,000
Changes for the year		
Difference between expected and actual experience	-	88,000
Change in assumptions	-	405,000
Difference between projected and actual investment earnings	60,000	-
Reclassification of defened outflows/inflows in FY 2024	(521,000)	(1,744,000)
Defened Outflows/Inflows as of October 31, 2024	\$1,606,000	\$13,677,000

Amounts repmed as defened outflows of resources and defened inflows of resources related to OPEB will be recognized in OPEB expense in future years as follows:

FY 2025	(\$1,277,000)
FY2026	(1,226,000)
FY2027	(1,234,000)
FY2028	(1,572,000)
FY2029	(1,584,000)
Thereafter	(\$5,178,000)

New York City Housing Development Corporation

Notes to the Financial Statements

October 31, 2024

Actuarial assumptions. The total OPEB liability as of October 31, 2023 used the Entry Age Normal level percent cost method and the actuarial valuation was determined using the following actuarial assumptions.

Inflation	2.5%
Salary increases	3.0% average, including inflation
Investment rate of return	3.0%
Healthcare cost trend rates	7.0% grading down to a rate of 4.5%

Mortality. The post-retirement mortality rates were based on the actual experience of the NYCERS population and the application of the mortality improvement scale (MP-2020). The mortality improvement scale was updated to MP-2020 based on the latest data released by the Society of Actuaries. The actuarial assumptions used in the October 31, 2023 valuation were based on the results of an actuarial experience study from 2006 to 2020.

Long-Term Expected Rate of Return. The long-term expected rate of return on OPEB plan investments was determined using a building-block method in which best-estimate ranges of expected future real rates of returns (expected returns, net of OPEB plan investment expense and inflation) are developed for each major asset class. These ranges are combined to produce the long-term expected rate of return by weighting the expected future real rates of return by the target asset allocation percentage and by adding expected inflation.

The target allocation and best estimates of arithmetic real rates of return for each major asset class are summarized in the following table:

Asset Class	Target Allocation	Real Return Arithmetic Basis
U.S. Fixed Income	100.00%	3.00%

Discount Rate. The long term expected rate of return on plan assets is 3.00% per year, net of investment expenses. The weighted average discount rate is 5.12% in 2023. The projection of cash flows used to determine the discount rate assumed that the Corporation would continue to make payments for future benefits payments based on currently available assets and investment returns and will not make any additional contributions to the Trust. Based on those assumptions, the OPEB plan's fiduciary net position was projected to be available to make all projected OPEB payments for current active and inactive employees until 2035. Therefore, the long-term expected rate of return on OPEB plan investments was applied until 2034 and the 20-year S&P bond index rate was applied for all years after 2034.

Sensitivity of the net OPEB liability to changes in the discount rate and healthcare cost trend rates. The following presents the net OPEB liability and what it would be if it were calculated using a rate that is 1-percentage-point lower or 1-percentage-point higher than the current discount rate and healthcare cost trend rate.

New York City Housing Development Corporation

Notes to the Financial Statements

October 31, 2024

Sensitivity of the net OPEB liability to changes in the discount rate	1% Decrease (4.12%)	Discount Rate (5.12%)	1% Increase (6.12%)
Net OPEB liability	\$4,420,000	\$2,442,000	\$790,000

Sensitivity of the net OPEB liability to changes in the healthcare cost trend rate	1% Decrease	Healthcare Cost Trend Rate	1% Increase
Net OPEB liability	\$282,000	\$2,442,000	\$5,216,000

Note 16: Due to the United States Government - Non-Current Liabilities

In order to maintain the exemption from federal income tax of interest on bonds issued subsequent to January 1, 1986 the Corporation established a separate fund the Rebate Fund, into which amounts required to be rebated to the Federal Government pursuant to Section 148 of the Code are deposited. In general the Code requires the payment to the U.S. Treasury of the excess of the amount earned on all non-purpose obligations over the amount that would have been earned if the gross proceeds of the issue were invested at a rate equal to the yield on the issue. Project or construction funds, debt service funds or any other funds or accounts funded with proceeds of such bonds, including earnings, or pledged to or expected to be used to pay interest on such bonds are subject to this requirement. Issues with respect to which all gross proceeds are expended for the governmental purpose of the issue within the required time period after the date of issue and debt service funds with annual gross earnings of less than \$100,000 are exempt from this requirement. Payment is to be made after the end of the fifth bond year and after every fifth bond year thereafter, and within 60 days after retirement of the bonds. As of October 31, 2024, the Corporation had an accrued rebate liability of \$8,481,000.

Note 17: Commitments

(A) *New York City Housing Development Corporation*

(i) The Corporation's practice is to close loans only when all the funds committed to be advanced have been made available through bond proceeds or a reservation of corporate funds. Funds are invested prior to being advanced, as described in Note 3: "Investments and Deposits" and are reported as restricted assets.

(ii) The portion of closed construction loans that had not yet been advanced as of October 31, 2024 is as follows: *(in thousands)*

Programs:

Multi-Family Bond Programs

Housing Revenue \$1,442,074

Corporate Services Fund Loans 111,818

HPD Grant Funds 1,180,978

Unadvanced Construction Loans (closed loans) \$2,734,870

As of October 31, 2024, the Corporation has executed commitments to provide funding for six bonded senior mortgage loans in the amount of \$476,470,000 and subordinate loans in the amount of \$70,325,000. The timing and amount will be determined at the time of loan closing.

New York City Housing Development Corporation

Notes to the Financial Statements

October 31, 2024

(iii) The Corporation has made a programmatic funding commitment in support of the City's housing initiatives. HDC has reserved funds to fulfill these commitments, but the timing and amount of remaining loan closings cannot be determined. The programmatic commitment is as follows:

- On June 6 2016, the Corporation entered into an MOU with HPD, which was amended on December 15, 2016 and amended again on June 24, 2019, that outlines the Corporation's obligations to use corporate reserves to fund construction loans for projects eligible under the Green Housing Preservation Program ("GHPP"). Under the GHPP, HPD extends construction and permanent loans to projects specifically to finance energy efficiency and water conservation improvements, as well as moderate rehabilitation to improve building conditions reduce greenhouse gas emissions and preserve affordability. HDC has set aside \$13,361,000 of its reserves for this purpose. The total amount advanced as of October 31, 2024 was \$9,388,000.
- On June 13, 2023, the Corporation entered into an MOU with HPD, to disburse funds from the Capacity Accelerator Program Account at HPD's direction to pay for temporary staffing, outside counsel and consultants for development work on multi-family affordable housing transactions, legal services, the training of HPD staff and reviewing processes to improve work on multi-family housing transactions. The aggregate amount of HDC corporate reserves deposited in the Capacity Accelerator Program Account will in no event exceed \$7,668,000. The total amount advanced as of October 31, 2024 was \$1,982,000.
- On June 27 2023 the Corporation entered into an MOU with HPD, to be used for HPD Special Initiatives loans (green loans, aging in place loans and year 15 reserve loans). From time to time, HDC will use corporate reserves to make loans for HPD Special Initiatives Projects. The aggregate amount shall not exceed \$25,000,000. As of October 31 2024, HDC has set aside \$13,300,000 of its reserves for this purpose and the total amount advanced as of October 31, 2024 was \$3,301,000.

(BJ New York City Residential Mortgage Insurance Corporation)

As of October 31, 2024, REJvFIC insured loans with coverage amounts totaling \$475,259,000 and had outstanding commitments to insure loans with a maximum insurance coverage amount of \$185,045,000.

Note 18: Financial Guaranties

(A) NYCHA Tax Credit Guaranty

On April 2, 2012, the Corporation entered into a Guaranty Agreement with Citibank to guaranty the yield on Citibank's investment in the Low-Income Housing Tax Credit ("LIHTC") created pursuant to the NYCHA Tax Credit Transaction. In return, the Corporation received \$16.0 million as a guaranty fee from Citibank, less fees and expenses of \$929,000 incurred under this agreement.

On July 15, 2013, Citibank transferred 100% of its rights under the Guaranty Agreement to Wells Fargo Holdings ("Wells Fargo"). As of that date, the Guaranty Agreement between Citibank and HDC was terminated, and a new agreement was signed between HDC and Wells Fargo. As a condition of Citibank selling its rights under the Guaranty Agreement, the Corporation received an additional \$8.0 million of guaranty fee from Wells Fargo, less fees and expenses of \$320,000 incurred under this agreement.

New York City Housing Development Corporation

Notes to the Financial Statements

October 31, 2024

Under the Guaranty Agreement between HDC and Wells Fargo, the Corporation agreed to guaranty a minimum rate of return on Wells Fargo's tax credit investment in the NYCHA Public Housing Preservation I, LLC through a 15-year compliance period. The minimum rate of return is equal to an annual effective rate of 4.50% on an after-tax basis return on its tax credit investment over the 15-year compliance period. During the compliance period, from time-to-time NYCHA LLC-1 will determine if the total benefits allocated or paid to Wells Fargo through such date, together with the tax benefits projected to be received by Wells Fargo thereafter through the coverage period termination date, are sufficient to keep Wells Fargo on track to achieve the minimum return. If it is determined that Wells Fargo is not on track to achieve the minimum return through the coverage period termination date, the Corporation shall have the option but not the obligation, subject to a cap amount of \$96,000,000, to make a payment to Wells Fargo under the Guaranty Agreement in an amount equal to the optional minimum return deficiency amount.

The NYCHA Tax Credit transaction required the establishment and funding of several project reserves and guaranties in order to ensure timely completion of rehabilitation which has in fact proceeded on time and within budget. As of October 31, 2024, the unamortized guaranty fee was \$4,556,000 and the Corporation has designated \$10,100,000 for the financial guaranty reserve (see Note 19: "Contingencies"). The likelihood that HDC must pay out under this guaranty decreases with the passage of time. HDC will recognize the guaranty fee on a straight-line basis over the covered period, which is 15 years.

On September 23, 2024, with the consent of HDC, Wells Fargo transferred its interest in NYCHA LLC-1 to NYCHA I Housing Development Fund Corporation. HDC reaffirmed its obligation under the original transaction to Wells Fargo which continues past the tax credit compliance periods to allow for certain potential catch-up allocations related to Wells Fargo's tax calculation. It is a condition in HDC's consent letter that NYCHA continues to hold the \$15,000,000 reserve which is expected to be used first before HDC's obligation takes effect. This places HDC in a favorable position, and the exit of Wells Fargo has no material impact on HDC's related guaranty reserve.

(B) Co-op City Guaranty

On November 28, 2012, and extended on March 3, 2022, the Corporation entered into a Credit Support Agreement with Wells Fargo Bank National Association ("Wells Fargo Bank"), HUD and SONYMA. Wells Fargo Bank agreed to make a mortgage in the amount of \$621,500,000 to a Mitchell-Lama cooperative housing development named Co-op City in the Bronx, New York. As a precondition of endorsing the loan for insurance, HUD acting through FHA required SONYMA and HDC each to provide a portion of top-loss guaranty on the loan.

Pursuant to the agreement between HDC and HUD, HDC agreed to provide \$15,000,000 as a guaranteed amount to Wells Fargo Bank in the event of a default by the cooperative. The Corporation agreed to fund the full amount of the top-loss guaranty in a segregated designated account for the duration of the HDC top-loss guaranty. As of October 31, 2024, the Corporation has designated \$15,000,000 as a financial guaranty reserve (see Note 19: "Contingencies").

New York City Housing Development Corporation

Notes to the Financial Statements

October 31, 2024

(CJ Federal Housing Administration Risk Sharing Program)

In November 2011, the Corporation entered an amended risk sharing agreement with HUD. HDC participates in the Risk Sharing Program to obtain 100% insurance on certain loans made by HDC for affordable multifamily housing. The risk sharing allocation between HDC and HUD will be on a project-by-project basis and take effect when the loan converts to permanent financing.

In fiscal year 2014, the Corporation entered into a second risk-sharing agreement with HUD specifically for loans in the FFB program, which largely mirrors the terms of the existing amended Risk-Sharing Agreement but requires HDC to assume 50% of the loss. HDC has established a guaranty reserve for risk sharing obligations to FHA if there is a loss on a mortgage loan.

As of October 31, 2024, the required guaranty fee was \$5,316,000 and the Corporation has designated the same amount as a financial guaranty reserve under the FHA risk-sharing mortgage insurance program for fifty-three participating projects (see Note 19: "Contingencies").

(DJ NYCHA PACT Program)

In support of the NYCHA Permanent Affordability Commitment Together ("PACT") program, the Corporation issued the 2020 Series A and B, the 2020 Series C and D Bonds, the 2022 Series A Bonds, the 2023 Series A and B Bonds and the 2024 Series A, B, C-1, C-2 and D Housing Impact Bonds to finance mortgage loans to help rehabilitate and preserve developments in the NYCHA portfolio. HDC entered into various risk sharing agreements as follows:

¶ PACT Brooklyn Bundle II Program (2020 Series A and B)

On February 1, 2020, the Corporation entered into a funding agreement that guarantees the top 10% loss of the PACT Brooklyn loan in the event of a default by the borrower. The maximum amount of this guaranty is \$37,500,000, which is 10% of \$375,000,000 of the mortgage loans. As of October 31, 2024, there were no defaults, and no collateral was required.

¶ PACT Manhattan Bundle Program (2020 Series C and D)

On November 30, 2020, the Corporation entered into a Loss Share Agreement with Fannie Mae. Pursuant to the agreement, HDC will provide 10% top loss guaranty for the Fannie Mae enhanced loan. The maximum guaranteed amount is \$28,900,000. Additionally, under a reserve agreement, HDC is required to post collateral with a collateral custodian if its long-term issuer rating falls below AA-. The collateral is used to reimburse Fannie Mae in the event of a loss. As of October 31, 2024, HDC's long term issuer rating was AA by S&P and Aa2 by Moody's; therefore, no collateral was required.

¶ PACT Harlem River I and II Program (2022 Series A)

On February 17, 2022, the Corporation entered into a funding agreement that guarantees the top loss of the PACT Harlem River loan in the event of a default by the borrower. The maximum amount of this guarantee is \$10,425,000, which is 10% of \$104,250,000 of the mortgage loan. As of October 31, 2024, there were no defaults, and no collateral was required.

New York City Housing Development Corporation
Notes to the Financial Statements
October 31, 2024

¶ PACT Edenwald Program (2023 Series A and B)

On June 27, 2023, the Corporation entered into Loss Share Agreement with Federal Home Loan Mortgage Corporation that guaranties the top loss of the PACT Edenwald loan in the event of a default by the bonower. The maximum amount of this guarantee is \$32,030,500, which is 10% of \$320,305,000 of the mortgage loans. Additionally, under a rese1ve agreement, HDC is required to post collateral with a collateral custodian if its long-te1m issuer rating falls below AA-. The collateral is used to reimburse the Federal Home Loan Mortgage Corporation in the event of a loss. As of October 31, 2024, HDC' s long term issuer rating was AA by S&P and Aa2 by Moody's; therefore, no collateral was required.

¶ PACT Sack Wern (2024 Series A and B)

On June 26, 2024, the Corporation entered into a funding agreement that guaranties the top 10% loss of the PACT Sack Wern loan in the event of a default by the borrower. The maximum amount ofthis guaranty is \$7,210,000 which is 10% of \$72,100,000 of the m01tgage loans. As of October 31 2024 there were no defaults, and no collateral was required.

¶ PACT West Brighton (2024 Series A and B)

On June 26 2024, the Corporation entered into a funding agreement that guaranties the top 10% loss of the PACT West Brighton loan in the event of a default by the borrower. The maximum amount of this guaranty is \$8,815,000 which is 10% of \$88,150 000 of the m011tgage loans. As of October 31, 2024, there were no defaults, and no collateral was required.

(7) Boston Secor, Boston Road Plaza, Middletown Plaza (2024 Series C-1 and D)

On September 26, 2024, the Corporation entered into a funding agreement that guaranties the top 10% loss of the PACT BBM loan in the event of a default by the bonower. The maximum amolllt of this guaranty is \$12,920,000, which is approximately 10% of \$129,185,000 of the mortgage loans. As of October 31, 2024, there were no defaults, and no collateral was required.

(8) PACT Frederick Samuels (2024 Series C-2 and D)

On September 26, 2024, the Corporation entered into a funding agreement that guaranties the top 10% loss of the PACT Frederick Samuels loan in the event of a default by the borTower. The maximum amount of this guaranty is \$7,063,000, which is 10% of \$70,630,000 of the mortgage loans. As of October 31, 2024, there were no defaults and no collateral was required.

Note 19: Contingencies

In the normal conduct of business, the Corporation is involved in litigation matters. In the opinion of management and the Corporation's legal counsel, the ultimate disposition of such litigation should not have a material adverse effect on the financial position of the Corporation.

New York City Housing Development Corporation
Notes to the Financial Statements
October 31, 2024

As discussed in Note 18 above, the Corporation entered into several guaranty agreements with various entities in order to finance certain projects. To meet its obligations, in the event that payments are required, the Corporation set aside various reserves to cover these guaranties. These reserves are held as Designated under Unrestricted Net Position (see Note 20: "Net Position").

The reserves are summarized in the chart below:

	As of October 31, 2024
Financial Guaranties	Reserve Amounts
NYCHA Tax Credit Guaranty	\$4,556,000
Co-op City Guaranty	15,000,000
FHA Risk Sharing	5,316,000
Total	\$24,872,000

Note 20: Net Position

The Corporation's Net Position represents the excess of assets and deferred outflows of resources over liabilities and deferred inflows of resources and consists largely of mortgage loans and investments.

HDC's net position is categorized as follows:

- **Restricted Net Position** is net position that has been restricted in use in accordance with the terms of an award, agreement or by State law. This includes net position restricted by bond resolutions, contractual obligations with HPD and HUD, and REMIC reserves that are required by statute, among other items (see chart below).
- **Unrestricted Net Position** is the remaining net position, which can be further categorized as Designated or Undesignated. Designated Net Position is not governed by statute or contract but is committed for specific purposes pursuant to HDC policy and/or Member directives. Designated Net Position includes funds and assets committed to various housing initiatives, reserves to maintain HDC's credit ratings, and working capital.

New York City Housing Development Corporation
Notes to the Financial Statements
October 31, 2024

Changes in Net Position

The changes in Net Position are as follows:
(in thousands)

HDC and Component Units

	Restricted	Unrestricted	Total
Net position at beginning of the year	\$3,609,719	\$495,072	\$4,104,791
Income	576,894	163,076	739,970
Transfers	(42,147)	42,147	
Net position at end of the year	\$4144 466	\$700 295	\$4 844 761

Summary of Restricted Net Position

(in thousands)

2024

Multi-Family Bond Programs	\$3,776,920
BPCAFunds	226,308
Corporate Debt Service Reserve 2014 Series Band 2018 Series B	9 177
REMIC Insurance Reserve	132,061
Total Restricted Net Position	\$4,144,466

Of the total Unrestricted Net Position listed below, \$453,891,000 is for existing mortgages and other loans. An additional fund of \$40,628,000 has been designated by senior management of the Corporation for future mortgage advances pursuant to housing programs established by the Corporation. The Corporation also has \$55,471,000 in leases and other capital assets.

Summary of Unrestricted Net Position

(in thousands)

2024

Designated Net Position:	
Existing Mortgages	\$453,891
Housing Programs and Commitments	40,628
Working Capital	34,234
Bond Reserve	200,000
Unrealized Investment Gains (Losses)	(150,108)
Financial Guaranty Reserves (Notes 18 and 19)	24,872
REMIC Insurance Reserves	41,307
Total Designated Net Position	\$644,824
Net Investment in Capital Assets:	
Capital Assets, net	\$55,471
Total Net Investment in Capital Assets	\$55,471

New York City Housing Development Corporation

Notes to the Financial Statements

October 31, 2024

In fiscal year 2024 , net position transferred from restricted to unrestricted was a net amount of \$42,147,000. The amount represents transfer of mortgage loans originated with corporate reserves into the Open Resolution as a result of securitizations, net of transfers of excess in the Open Resolution as well as transfer of amounts exceeding REMIC reserve requirement.

Note 21: Subsequent Events

Subsequent to October 31, 2024, bonds issued in the course of the Corporation's normal business activities were \$978,875,000.

Although the interest rates and inflation have decreased from their peaks, they continue to negatively impact some renters and housing operating costs. HDC is diligently monitoring the mortgage portfolio and providing prompt assistance to borrowers to ensure projects remain on solid footing. As in previous years, the Corporation continues its business of issuing bonds at a healthy pace and maintains strong financial performance.

New York City Housing Development Corporation

Required Supplementary Information

October 31, 2024

Schedule Ia:

Schedule of Changes in the Net OPEB Liability and Related Ratios
(\$ in thousands)

	<u>2024</u>	<u>2023</u>	<u>2022</u>	<u>2021</u>	<u>2020</u>
Total OPEB liability					
Service cost	\$ 864	\$ 1,434	\$ 1,572	\$ 1,401	\$ 1,308
Interest	698	489	421	689	651
Changes of benefit terms		793			
Difference between expected and actual experience	(88)	(1,753)	(116)	(1,689)	(255)
Changes of assumptions	(405)	(6,101)	(846)	513	165
Benefit payments	(463L)	(202L)	(214)	(97)	(140)
Net change in total OPEB liability	606	(5,340)	817	817	1,735
Total OPEB liability - beginning	13,601	18,941	18,124	17,307	15,572
Total OPEB liability - ending (a)	<u>\$ 14,207</u>	<u>\$ 13,601</u>	<u>\$ 18,941</u>	<u>\$ 18,124</u>	<u>\$ 17,307</u>
Plan fiduciary net position					
Contribution - employer			, 5 000		
Net investment income	291	(1,530)	1	251	471
Benefit payment	(463)	(202)	(214)	(97)	(140)
Administrative expense	(52)	(4)	(4)	(4)	(42)
Net change in plan fiduciary net position	(177)	(1,736)	4,783	150	327
Plan fiduciary net position - beginning	11,942	13,678	8,895	8,745	8,418
Plan fiduciary net position - ending (b)	<u>\$ 11,765</u>	<u>\$ 11,942</u>	<u>\$ 13,678</u>	<u>\$ 8,895</u>	<u>\$ 8,745</u>
Net OPEB liability - ending (a) - (b)	<u>\$ 2,442</u>	<u>\$ 1,659</u>	<u>\$ 5,263</u>	<u>\$ 9,229</u>	<u>\$ 8,562</u>
Plan fiduciary net position as a percentage of the total OPEB liability	82.81%	87.80%	72.21%	49.08%	50.53%
Covered payroll	\$27,314	\$22,618	\$21,152	\$19,711	\$18,572
Net OPEB liability as a percentage of covered payroll	8.94%	7.33%	24.88%	46.82%	46.10%

	<u>2019</u>	<u>2018</u>	<u>2017</u>
Total OPEB liability			
Service cost	\$ 1,500	\$ 1,389	\$ 1,346
Interest	803	159	683
Changes of benefit terms			
Difference between expected and actual experience	(1,285)	(154)	
Changes of assumptions	(1,568)	(716)	1,007
Benefit payments	(102)	(102)	(95)
Net change in total OPEB liability	(6,652)	1,171	2,941
Total OPEB liability - beginning	22,224	21,053	18,112
Total OPEB liability - ending (a)	<u>\$ 15,572</u>	<u>\$ 22,224</u>	<u>\$ 21,053</u>
Plan fiduciary net position			
Contribution - employer			
Net investment income			113
Benefit payment			(95)
Administrative expense			
Net change in plan fiduciary net position	16	20	18
Plan fiduciary net position - beginning	8,402	8,382	8,364
Plan fiduciary net position - ending (b)	<u>\$ 8,418</u>	<u>\$ 8,402</u>	<u>\$ 8,382</u>
Net OPEB liability - ending (a) - (b)	<u>\$ 1,154</u>	<u>\$ 13,822</u>	<u>\$ 12,671</u>
Plan fiduciary net position as a percentage of the total OPEB liability	54.06%	37.81%	39.81%
Covered payroll	\$17,487	\$16,535	\$15,511
Net OPEB liability as a percentage of covered payroll	40.91%	83.59%	81.66%

Notes to Schedule:

Changes of assumptions:

In fiscal year 2024, the projection of cash flows used to determine the discount assumed that HOC will continue to make payments for future benefits payments based on currently available assets and investment returns and will not make any additional contributions to the Trust

In fiscal year 2024, the termination, disability, and retirement rates were updated to be consistent with those in the 2024 NYCERS Assumptions and Methods Report.

This schedule is intended to show information for 10 years. Additional years will be displayed as they become available.

New York City Housing Development Corporation Required Supplementary Information

October 31, 2024

Schedule 1b:

Schedule of the Corporation's OPEB Contributions(\$ in thousands)

	<u>2024</u>	<u>2023</u>	<u>2022</u>	<u>2021</u>	<u>2020</u>
Actuarially determined contribution	\$ 1,660	\$ 1,806	\$ 2,006	\$ 1,919	\$ 1,560
Contributions in relation to the actuarially determined contribution (funded from trust assets)	<u>1,660</u>	<u>1,806</u>	<u>2,006</u>	<u>1,919</u>	<u>1,560</u>
Contribution deficiency (excess)	<u>\$</u>	<u>\$</u>	<u>\$</u>	<u>\$</u>	<u>\$</u>
HOC covered payroll	\$27,314	\$22,618	\$ 21,152	\$ 19,711	\$ 18,572
Contributions as a percentage of covered payroll	6%	8%	9%	10%	8%
	<u>2019</u>	<u>2018</u>	<u>2017</u>	<u>2016</u>	<u>2015</u>
Actuarially determined contribution	\$ 1,555	\$ 1,607	\$ 1,617	\$ 2,132	\$ 1,723
Contributions in relation to the actuarially determined contribution	<u>1,555</u>	<u>1,607</u>	<u>1,617</u>	<u>2,132</u>	<u>1,723</u>
Contribution deficiency (excess)	<u>\$</u>	<u>\$</u>	<u>\$</u>	<u>\$</u>	<u>\$</u>
HOC covered employee payroll	\$ 17,487	\$ 16,535	\$ 15,517	\$ 16,165	\$ 14,967
Contributions as a percentage of covered payroll	9%	10%	10%	13%	12%

Notes to Schedule:

Changes in benefit terms: None

Changes in assumptions: Yes

In 2023 the healthcare cost trend rates changed to "7.0% grading down to a rate of 4.5%" from previous year of "6.1% grading down to a rate of 4.5%".

In the 2023 actuarial valuation, assumed life expectancies were adjusted based on the actual experience of the NYCERS population and the application of the MP-2020 mortality improvement scale.

Valuation date:

Actuarially determined contributions rates are calculated as of October 31, one year prior to the end of the fiscal year in which contributions are reported.

Actuarial cost method

Entry age normal

Amortization method

Level percentage of payroll closed

Amortization period

30 years

Asset valuation method

5-year amortization market

Inflation

2.5 percent

Salary increases

3.0%, average, including inflation

Investment rate of return

3.0%, net of OPEB plan investment expense

Retirement age

In the 2023 actuarial valuation, expected retirement ages of general employees were updated to be consistent with those in the 2023 NYCERS Assumptions and Methods Report.

New York City Housing Development Corporation Required Supplementary Information

October 31, 2024

Schedule k:

Schedule of the Corporation's OPEB Investment Return (\$ in thousands)

	2024	2023	2022	2021	2020
Annual money-weighted rate of return, net of investment expense	3.16%	2.72%	2.08%	2.19%	2.19%
	2019	2018	2017	2016	
Annual money-weighted rate of return, net of investment expense	2.19%	2.32%	1.17%	1.71%	

This schedule is presented to illustrate the requirement to show information for 10 years. However, until a full 10-year trend is compiled, OPEB plans should present information for those years for which information is available.

New York City Housing Development Corporation Required Supplementary Information

October 31, 2024

Schedule 2a:

The following schedule 2a is being presented to provide information on the Corporation's proportionate share of the Net Pension Liability.

Schedule of the Corporation's Proportionate Share of the Net Pension Liability

	2024	2023	2022	2021	2020
HDC's proportion of the net pension liability	0.065%	0.066%	0.067%	0.060%	0.057%
HDC's proportionate share of the net pension liability	\$ 10,728,631	\$ 11,808,751	\$ 12,203,762	\$ 3,840,210	\$ 11,921,719
HDC's covered payroll	15,191,946	12,798,635	8,842,746	9,879,152	9,582,832
HDC's proportionate share of the net pension liability as a percentage of its covered payroll	71%	92%	138%	39%	124%
Plan fiduciary net position as a percentage of the total pension liability	84.25%	82.22%	81.28%	93.14%	76.93%
	2019	2018	2017	2016	2015
HDC's proportion of the net pension liability	0.054%	0.051%	0.053%	0.053%	0.053%
HDC's proportionate share of the net pension liability	\$ 10,048,926	\$ 9,325,396	\$ 10,991,263	\$ 12,877,315	\$ 10,907,802
HDC's covered payroll	9,696,963	9,283,052	10,244,624	10,045,598	10,158,437
HDC's proportionate share of the net pension liability as a percentage of its covered payroll	104%	100%	107%	128%	107%
Plan fiduciary net position as a percentage of the total pension liability	78.84%	78.87%	74.84%	69.67%	73.16%

Notes to Schedule

Changes in benefit terms: None

Changes in assumptions: Yes

The current fiscal year post-retirement mortality tables used were adopted by the Board of Trustees during fiscal year 2020.

New York City Housing Development Corporation

Required Supplementary Information

October 31, 2024

Schedule 2b:

The following schedule 2b is being presented to provide information on the Corporation's Pension Contributions

Schedule of the Corporation's Pension Contributions (\$ in thousands)

	2024	2023	2022	2021	2020
Contractually required contribution	\$ 2,330	\$ 2,288	\$ 2,583	\$ 2,253	\$ 2,108
Contributions in relation to the contractually required contribution	2,330	2,288	2,583	2,253	2,108
Contribution deficiency (excess)	\$	\$	\$	\$	\$
HDC covered payroll	\$ 15,192	\$ 12,799	\$ 8,843	\$ 9,879	\$ 9,583
Contributions as a percentage of covered payroll	15%	18%	29%	23%	22%
	2019	2018	2017	2016	2015
Contractually required contribution	\$ 2,003	\$ 1,724	\$ 1,779	\$ 1,784	\$ 1,675
Contributions in relation to the contractually required contribution	2,003	1,724	1,779	1,784	1,675
Contribution deficiency (excess)	\$	\$	\$	\$	\$
HDC covered payroll	\$ 9,697	\$ 9,283	\$ 10,245	\$ 10,046	\$ 10,158
Contributions as a percentage of covered payroll	21%	19%	17%	18%	16%

New York City Housing Development Corporation

Supplementary Information

October 31, 2024

Schedule 3:

The following schedule is being presented to provide detail information on a program basis for the owners of the Housing Revenue Bond program's obligations

Housing Revenue Bond Program Schedule of Net Position October 31, 2024 and 2023 (In thousands)

	<u>2024</u>	
Assets		
Current Assets:		
Cash and cash equivalents	\$ 575,783	\$ 515,275
Investments	24,274	30,891
Receivables:		
Mortgage loans	625,125	382,205
Accrued interest	93,113	66,905
Other	5,376	5,545
Total Receivables	723,614	454,655
Total Current Assets	1,323,671	1,000,821
Noncurrent Assets:		
Restricted cash and cash equivalents	913,048	820,265
Restricted investments	848,313	987,307
Prerequisite investments (note 2)	16,102	16,605
Restricted receivables:		
Mortgage loans	13,409,148	12,300,176
Loan participation receivable - The City of NY	437,189	436,547
Accrued interest	91,821	77,056
Total Restricted Receivables	13,938,158	12,813,779
Primarily government/component unit receivable (payable)	27,848	30,896
<u>Deferred inflows related to interest rate swaps fair value (note 9)</u>	198,199	295,661
Total Noncurrent Assets	15,941,668	14,964,513
Total Assets	17,265,339	15,965,334

Deferred Outflows of Resources

Interest rate cap (note 10)	1,324	2,565
Deferred outflows related to interest rate swaps (note 10)	6,824	
Total Deferred Outflows of Resources	\$ 8,148	\$ 2,565

New York City Housing Development Corporation

Supplementary Information

October 31, 2024

Schedule 3 (cont'd):

Housing Revenue Bond Program Schedule of Net Position October 31, 2024 and 2023 (\$ in thousands)

	2024	
Liabilities		
Current Liabilities:		
Bonds payable (net)	\$ 217,195	\$ 216,970
Accrued interest payable	185,287	157,267
Restricted earnings on investments	3	3
<u>Accounts and other payables</u>	17,904	118,473
Total Current Liabilities	420,389	492,713
Noncurrent Liabilities:		
Bonds payable (net)	12,318,497	11,254,274
Payable to The City of New York:		
Loan participation agreements	437,189	436,547
Payable to mortgagees	1,361	1,639
Derivative instrument- interest rate swaps	6,824	
Unearned revenues and other liabilities	523,130	564,204
<u>Due to the United States Government (note 16)</u>	8,042	4,848
Total Noncurrent Liabilities	13,295,043	12,261,512
Total Liabilities	13,715,432	12,754,225
Deferred Inflows of Resources		
Interest rate swaps fair value	198,199	295,661
Total Deferred Inflows of Resources	198,199	295,661
Net Position		
Restricted for bond obligations	3,359,856	2,918,013
Total Net Position	\$ 3,359,856	\$ 2,918,013

New York City Housing Development Corporation

Supplementary Information

October 31, 2024

Schedule 3 (cont'd):

Housing Revenue Bond Program
Schedule of Revenues, Expenses and Changes in Net Position
Fiscal Years ended October 31, 2024 and 2023 (\$ in thousands)

	2024	2023
Operating Revenues		
Interest on loans	\$ 544,472	\$ 460,643
Fees and charges	38,388	37,975
Residual interest income	20,833	18,306
Income on loan participation interests	93	5,101
Other	1,119	808
Total Operating Revenues	604,905	522,833
Operating Expenses		
Interest and amortization of bond premium and discount	396,553	336,608
Trustees' and other fees	2,550	1,783
Bond issuance costs	9,730	9,183
Total Operating Expenses	408,833	347,574
Operating Income	196,072	175,259
Non-operating Revenues (Expenses)		
Earnings on investments	82,367	73,749
Unrealized gains on investments	85,186	23,806
Other non-operating revenues (expenses), net		(141)
Total Non-operating Revenues (Expenses)	167,553	97,414
Income before Operating transfers to Corporate Services Fund	363,625	272,673
Operating transfers to Corporate Services Fund	(13,024)	(14,195)
Net Income	350,601	258,478
Capital transfers	91,242	43,900
Changes in Net Position	441,843	302,378
Total net position - beginning of year	2,918,013	2,615,635
Total Net Position - End of Year	\$ 3,359,856	\$ 2,918,013

New York City Housing Development Corporation

Supplementary Information

October 31, 2024

Schedule 4:

The following schedule is being presented to provide detail information on a program basis for the owners of the Multi-Family Secured Mortgage Revenue Bonds

Multi-Family Secured Mortgage Revenue Bond Program Schedule of Net Position October 31, 2024 and 2023 (\$ in thousands)

	2024	
Assets		
Current Assets:		
Cash and cash equivalents	\$ 581	\$ 6,147
Investments		333
Receivables:		
Mortgage loans		2,441
Accrued interest		274
Total Receivables		2,715
Total Current Assets	581	9,195
Noncurrent Assets:		
Restricted investments		1,292
Restricted receivables:		
Mortgage loans		66,068
Total Restricted Receivables		66,068
Total Noncurrent Assets		67,360
Total Assets	\$ 581	\$ 76,555

New York City Housing Development Corporation

Supplementary Information

October 31, 2024

Schedule 4 (cont'd):

Multi-Family Secured Mortgage Revenue Bond Program

Schedule of Net Position

October 31, 2024 and 2023 (\$ in thousands)

	2024	
Liabilities		
Current Liabilities:		
Bonds payable (net)	\$	2,015
Accrued interest payable		100
Total Current Liabilities		2,115
Noncurrent Liabilities:		
Bonds payable (net)		10,570
Total Noncurrent Liabilities		10,570
Total Liabilities		12,685
Net Position		
Restricted for bond obligations	581	63,870
Total Net Position	\$ 581	\$ 63,870

New York City Housing Development Corporation

Supplementary Information

October 31, 2024

Schedule 4 (cont'd):

Multi-Family Secured Mortgage Revenue Bond Program
Schedule of Revenues, Expenses and Changes in Net Position
Fiscal Years ended October 31, 2024 and 2023 (\$ in thousands)

	2024	
Operating Revenues		
Interest on loans	\$ 2,653	\$ 3,233
Total Operating Revenues	2,653	3,233
Operating Expenses		
Interest and amortization of bond premium and discount	345	426
Total Operating Expenses	345	426
Operating Income	2,308	2,807
Non-operating Revenues (Expenses)		
Earnings on investments	427	225
Total Non-operating Revenues	427	225
Net Income	2,735	3,032
Capital transfers	(66,024)	
Changes in Net Position	(63,289)	3,032
Total net position - beginning of year	63,870	60,838
Total Net Position - End of Year	\$ 581	\$ 63,870

New York City Housing Development Corporation

Supplementary Information

October 31, 2024

Schedule 5:

The following schedule is being presented to provide detail information on a program basis for the owners of the Housing Impact Bond

Housing Impact Bond Program Schedule of Net Position October 31, 2024 and 2023 (In thousands)

	<u>2024</u>	
Assets		
Current Assets:		
Cash and cash equivalents	\$ 37,284	\$ 27,638
Receivables:		
Mortgage loans	6,654	5,919
Accrued interest	5,397	1,880
Total Receivables	<u>12,051</u>	<u>7,799</u>
Total Current Assets	<u>49,335</u>	<u>35,437</u>
Noncurrent Assets:		
Restricted cash and cash equivalents	3	1,704
Restricted investments	449,381	273,533
Restricted receivables:		
Mortgage loans	1,430,390	1,076,979
Total Restricted Receivables	<u>1,430,390</u>	<u>1,076,979</u>
Primary government/component unit receivable	<u>3,789</u>	<u>1,574</u>
Total Noncurrent Assets	<u>1,883,563</u>	<u>1,353,790</u>
Total Assets	\$ 1,932,898	\$ 1,389,227

New York City Housing Development Corporation

Supplementary Information

October 31, 2024

Schedule 5 (cont'd):

Housing Impact Bond Program Schedule of Net Position October 31, 2024 and 2023 (In thousands)

	2024	
Liabilities		
Current Liabilities:		
Bonds payable (net)	\$ 6,500	\$ 5,110
Accrued interest payable	12,161	10,554
Total Current Liabilities	18,661	15,664
Noncurrent Liabilities:		
Bonds payable (net)	1,432,355	1,078,790
Payable to mortgagees	449,363	276,668
Unearned revenues and other liabilities	3,789	1,576
Due to the United States Government (note 16)	439	
Total Noncurrent Liabilities	1,885,946	1,357,034
Total Liabilities	1,904,607	1,372,698
Net Position		
Net Position:		
Restricted for bond obligations	28,291	16,529
Total Net Position	\$ 28,291	\$ 16,529

New York City Housing Development Corporation

Supplementary Information

October 31, 2024

Schedule 5 (cont'd):

Housing Impact Bond Program
Schedule of Revenues, Expenses and Changes in Net Position
Fiscal Years ended October 31, 2024 and 2023 (\$ in thousands)

	2024	2023
Operating Revenues		
Interest on loans	\$ 47,042	\$ 31,877
Fees and charges	5,542	2,599
Total Operating Revenues	52,584	34,476
Operating Expenses		
Interest and amortization of bond premium and discount	40,247	26,303
Bond issuance costs	2,842	2,600
Total Operating Expenses	43,089	28,903
Operating Income	9,495	5,573
Non-operating Revenues (Expenses)		
Earnings on investments	11,716	4,965
Unrealized gains (losses) on investments	(6,751)	(6,691)
Total Non-operating Revenues (Expenses)	4,965	(1,726)
Income before Operating transfers to Corporate Services Fund	14,460	3,847
Operating transfers to Corporate Services Fund	(2,700)	
Net Income	11,760	3,847
Capital transfers	2	
Changes in Net Position	11,762	3,847
Total net position - beginning of year	16,529	12,682
Total Net Position - End of Year	\$ 28,291	\$ 16,529

New York City Housing Development Corporation

Supplementary Information

At October 31, 2024

Schedule 6:

The following schedule is being presented to provide detail information on a program basis for the owners of

Conduit Debt

Conduit Debt Program Schedule of Net Position October 31, 2024 and 2023 (Sin thousands)

	2024	
Assets		
Cull"ent Assets:		
Cash and cash equivalents	\$ 104,125	\$ 77,489
Investments	66,774	83,435
Recei..-ables:		
Mmtgage loans	7,256	5,642
Accrued interest	11,594	12,166
Notes Receivable	48,275	46,825
Total Receivables	67,125	64,633
Total Cull"ent Assets	238,024	225,557
Noncurrent Assets:		
Restricted cash and cash equivalents	4,459	4,640
Restricted investments	29,310	29,310
Restricted receivables:		
Mmtgage loans	2,613,736	2,657,027
otes	299,500	347,775
Total Restricted Recei..-ables	2,913,236	3,004,802
Primarily government /component unit receivable		378
Total Noncull"ent Assets	2,947,005	3,039,130
Total Assets	3,185,029	3,264,687

Deferred Outflows of Resources

Defell"ed loss on early retirement of debt (note 10)	2,893	3,405
Total Deferred Outflows of Resources	\$ 2,893	\$ 3,405

New York City Housing Development Corporation

Supplementary Information

October 31, 2024

Schedule 6 (cont'd):

Conduit Debt Program
Schedule of Net Position
 October 31, 2024 and 2023 (\$ in thousands)

	2024	
Liabilities		
Current Liabilities:		
Bonds payable (net)(note 11)	\$ 57,420	\$ 56,680
Accrued interest payable	15,366	16,200
Restricted earnings on investments	31,102	26,824
Total Current Liabilities	103,888	99,704
Noncurrent Liabilities:		
Bonds payable (net)(note 11)	2,913,044	3,002,223
Payable to mortgagors	152,551	147,347
Unearned revenues and other liabilities	18,439	18,818
Total Noncurrent Liabilities	3,084,034	3,168,388
Total Liabilities	3,187,922	3,268,092

Net Position

Restricted for bond obligations

Total Net Position	\$	\$
---------------------------	----	----

New York City Housing Development Corporation

Supplementary Information

October 31, 2024

Schedule 6 (cont'd):

Conduit Debt Program
Schedule of Revenues, Expenses and Changes in Net Position
Fiscal Years Ended October 31, 2024 and 2023 (\$ in thousands)

	2024	2023
Operating Revenues		
Interest on loans	\$ 111,224	\$ 110,903
Fees and charges		5
Other	512	529
Total Operating Revenues	111,736	111,437
Operating Expenses		
Interest and amortization of bond premium and discount	111,241	110,913
Bond issuance costs	512	534
Total Operating Expenses	111,753	111,447
Operating Income	(17)	(10)
Non-operating Revenues (Expenses)		
Earnings on investments	17	10
Total Non-operating Revenues	17	
Income before Operating transfers to Corporate Services Fund		
Operating transfers to Corporate Services Fund		
Net Income		
Capital transfers		
Changes in Net Position		
Total net position - beginning of year		
Total Net Position - End of Year	\$	\$